



FIAM: Tire Maintenance Repairs

Job Aid: Submit a Quote for a Tire Work Order

CN All Rights Reserved February 2025

Job Aid: Submit a Quote for a Tire Work Order

FLEET (TIRES) WORKFLOW

This job aid describes the steps taken to submit a quote for tires on a Fleet vehicle/asset.



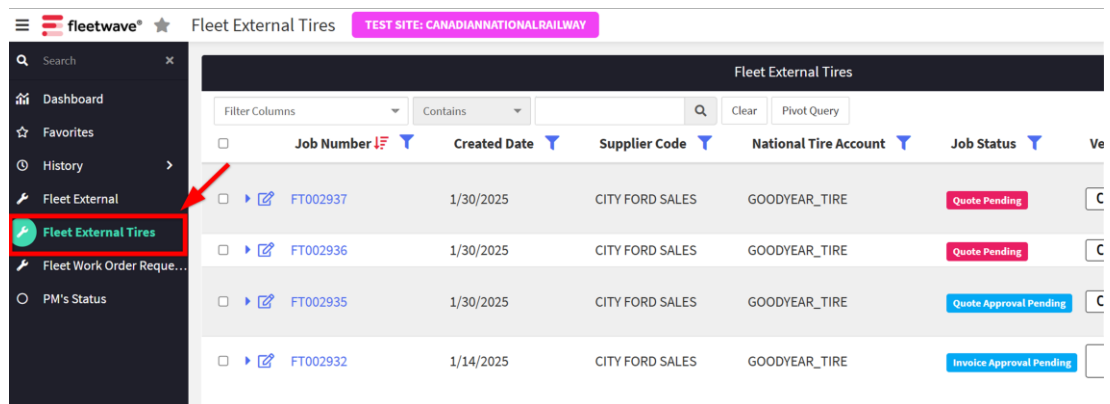
NOTE

For Tire Work Orders, only the quantity of tires that are required is added to the Work Order lines (not the cost, nor the labour cost to fit the tires).

Steps

1

- Go to the **Fleet External Tires** module in the main menu.



Fleet External Tires						
Filter Columns		Contains		Q	Clear	Pivot Query
<input type="checkbox"/>	Job Number	Created Date	Supplier Code	National Tire Account	Job Status	Ve
<input type="checkbox"/>	FT002937	1/30/2025	CITY FORD SALES	GOODYEAR_TIRE	Quote Pending	C
<input type="checkbox"/>	FT002936	1/30/2025	CITY FORD SALES	GOODYEAR_TIRE	Quote Pending	C
<input type="checkbox"/>	FT002935	1/30/2025	CITY FORD SALES	GOODYEAR_TIRE	Quote Approval Pending	C
<input type="checkbox"/>	FT002932	1/14/2025	CITY FORD SALES	GOODYEAR_TIRE	Invoice Approval Pending	C

- 2 • Use the search box to find the Work Order or Vehicle ID you wish to review.



NOTE


Suppliers will see a list of Work Orders that are only applicable to them.

Fleet External Tires DEV SITE: CANADIANNATIONALRAILWAY

Search

Filter Columns Contains 177251 Q Clear f(x)

	Job Number	Created By	National Tire Account	Created Date	Change
<input type="checkbox"/>	FT032130	IMPORT	MICHELIN_TIRE	28/03/2024	28/03/2024
<input type="checkbox"/>	FT032129	IMPORT	GOODYEAR_TIRE	28/03/2024	03/04/2024

- 3 • Open the Work Order in edit mode by selecting the paper-pencil icon .

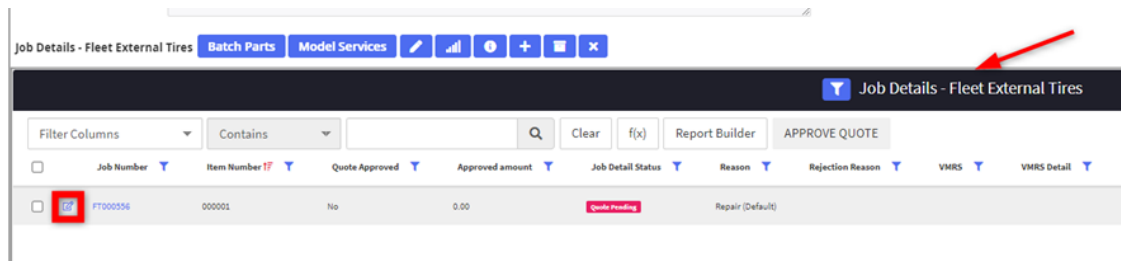
Fleet External Tires (Filtered) DEV SITE: CANADIANNATIONALRAILWAY

Fleet External Tires (Filtered)

Filter Columns Contains Q Clear f(x) Pivot Query CONFIRM REJECTION

	Job Number	Created By	National Tire Account	Created Date	Changed Date	JOBSTAT	Supplier C
<input type="checkbox"/>	FT000556	MICHELLE.DREYER@CN.CA	GOODYEAR_TIRE	05/05/2024	05/05/2024	QUOTE	20040
<input type="checkbox"/>	FT000519	NBRAC	GOODYEAR_TIRE	19/04/2024	19/04/2024	QUOTE	20040

4. Scroll down to the **Job Details – Fleet External Tire** table, and open the detail line in edit mode by selecting the paper-pencil icon .



Job Details - Fleet External Tires

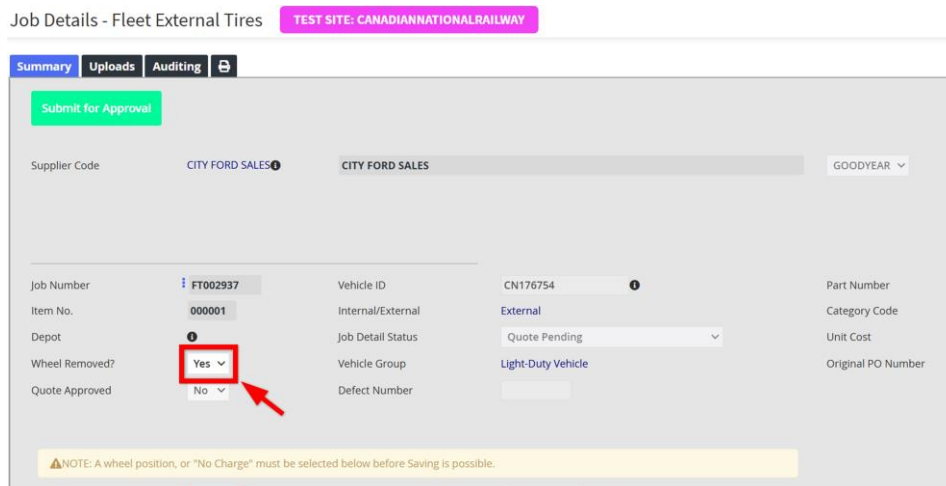
Batch Parts Model Services

Filter Columns Contains

Job Number Item Number Quote Approved Approved amount Job Detail Status Reason Rejection Reason VMRS VMRS Detail

FT000556 000001 No 0.00 Repair (Default)

5. The 'Wheel Removed?' field is automatically set to 'Yes'. If a wheel will not be removed, then set the field to 'No'.



Job Details - Fleet External Tires TEST SITE: CANADIANNATIONALRAILWAY

Summary Uploads Auditing

Submit for Approval

Supplier Code CITY FORD SALES CITY FORD SALES GOODYEAR

Job Number FT002937 Vehicle ID CN176754 Part Number

Item No. 000001 Internal/External External Category Code

Depot Wheel Removed? Yes No Job Detail Status Quote Pending Unit Cost

Quote Approved No Vehicle Group Light-Duty Vehicle Original PO Number

Defect Number

NOTE: A wheel position, or "No Charge" must be selected below before Saving is possible.

- 6** • You can enter the **first three digits of the VMRS code (1)** next to the VMRS Header dropdown. **Alternatively**, to provide more detail to the repair, you can use the **VMRS Header dropdown list (2) then (3) and (4)**.

The screenshot shows a form with the following fields and callouts:

- Reason:** CR - Road/Service Call
- Workdone Code:** Replace
- Component Location:** (empty dropdown)
- VMRS Header:** 017 - TIRES, TUBES, LINERS & VALVES (Callout 2 points to this dropdown)
- VMRS Detail:** 017 - TIRE - PNEUMATIC (Callout 3 points to this dropdown)
- VMRS Component:** (empty dropdown)
- VMRS Failure Code:** (empty dropdown)
- Tires:** (empty dropdown)
- Original Tire Estimate:** (empty text field)
- Current Tire Estimate:** (empty text field)

Callout 1 points to the '017' value entered in the VMRS Header field. Callout 4 points to the '017 - TIRE - PNEUMATIC' option in the Tires dropdown list.



NOTE

If the **Wheel Removed?** flag is set to 'Yes', the System will create a retorque defect once the Job Detail line is saved.

- 7** • If not already, set the **Workdone Code** and the **VMRS Failure Code** if applicable.

The screenshot shows the same form as above, but with red boxes highlighting the **Workdone Code** (Replace) and **VMRS Failure Code** (Worn) fields. Red arrows point to the **VMRS Header** and **VMRS Detail** dropdowns.

8. Add an explanation of the work required in the **Vendor Comments** field.

VMRS Header: 017 - TIRES, TUBES, LINERS & VALVES

VMRS Detail: 017 - TIRE - PNEUMATIC

VMRS Component: 017 - TIRE - PNEUMATIC

VMRS Failure Code: Worn

Tires:

Original Tire Estimate: Current Tire Estimate:

Parts Cost: 0.00

Parts Quantity:

Total Parts: 0.0000

CN Comments:

Vendor Comments:

9. The quantity of tires required for this line will be set automatically based on the positions selected in the **Tire Position** field and if the **Workdone** code is set to replace.

Using the fields below, please indicate each tire removed during service.

Front

Validate Selections (2)

Left Front (1st/steer axle) ☐

Left Rear ☐

Right Front (1st/steer axle) ☒ (1)

Right Rear ☐

All Positions

Clear Positions

- a. If you do not know the position that the tires need to be fitted to and have not selected the positions, enter the Quantity manually.

- 10 • Scroll up and click the **Submit for Approval** button to update the Work Order status to 'Quote Approval Pending'.

Job Details - Fleet External Tires DEV SITE: CANADIANNATIONALRAILWAY

Summary | Repair History | Uploads | Auditing |

Submit for Approval

Supplier Code: 20040 FOUNTAIN TIRE (EDMONTON)

Administrative Functions:

APPROVE **QUERY** **REJECT**

APPROVE INVOICE **REJECT INVOICE**

Job Number: FT000556 Vehicle ID: CN177251 Invoice

Item Number: 000001 Internal/External: External Invoice date

Depot: Job Detail Status: Quote Approval Pending

Wheel Removed?: Yes Vehicle Group: Heavy-Duty Vehicle

Quote Approved: No Defect Number:

Approved amount: 0.00 Current Tire Estimate: 0.00

- 11 • Save the detail line.

- 12 • Enter the estimated Return to Service Date and Time.

Linked WO#

Out of Service Date: 1/30/2025 Return to Service Date: 1/31/2025

Out of Service Time: 08:52 Return to Service Time: 17:00

Comments: service call to yard, RF tire flat

Save Data

- 13 • Click **Submit for Approval** to update the Work Order to 'Quote Approval Pending' status.

Fleet External Tires DEV SITE: CANADIANNATIONALRAILWAY

Description	Supplier Performance	Invoicing	Uploads	Warranty	Repair History	Status History	Auditing	
Submit for Approval	Job Number	Job Status						
Refresh Form	FT000556	Quote Pending						
Admin Dashboard	Vehicle/Asset Type	Vehicle Status						
2018 INTERNATIONAL W		ACTIVE						
Estimate Tire Quantity	Approved Tire Quantity	Tire Invoice Quantity	Cost Avoidance					
2.00		0.00	0.00					



NOTE

The System will not allow you to save the record if the Return to Service date is omitted.

- 14 • Save the record.