

MANAGEMENT INFORMATION CIRCULAR

AND NOTICE OF ANNUAL
MEETING OF SHAREHOLDERS

APRIL 21, 2015





NOTICE OF ANNUAL MEETING OF SHAREHOLDERS

Our annual meeting of holders of common shares will be held at

**The Peabody Memphis
Venetian Room
149 Union Avenue
Memphis, Tennessee, U.S.**

**on Tuesday, April 21, 2015, at 8:30 a.m.
(Central Daylight Time) for the purposes of:**

1. receiving the consolidated financial statements for the year ended December 31, 2014, and the auditors' reports thereon;
2. electing the directors;
3. appointing the auditors;
4. considering and approving, in an advisory, non-binding capacity, a resolution (the full text of which is set out on page 9 of the accompanying management information circular) accepting the Company's approach to executive compensation as disclosed in the Statement of Executive Compensation section of the accompanying management information circular; and
5. transacting such other business as may properly be brought before the meeting or any adjournment or postponement thereof.

The directors have fixed March 5, 2015, as the Record Date for the determination of the holders of common shares entitled to receive notice of the meeting and vote at the meeting.

By order of the Board of Directors

A handwritten signature in black ink that reads "Sean Finn".

Sean Finn
*Executive Vice-President
Corporate Services and Chief Legal Officer
and Corporate Secretary*

March 10, 2015
Montréal, Quebec



March 10, 2015

Dear Shareholder:

On behalf of the Board of Directors and management of Canadian National Railway Company (the "Company"), we cordially invite you to attend the annual meeting of shareholders that will be held this year at The Peabody Memphis hotel, Venetian Room, 149 Union Avenue, Memphis, Tennessee (United States) on Tuesday, April 21, 2015, at 8:30 a.m. (Central Daylight Time).

This management information circular (the "Information Circular") describes the business to be conducted at the meeting and provides information on executive compensation and CN's governance practices. In addition to these items, we will discuss at the meeting highlights of our 2014 performance and our plans for the future. You will have the opportunity to meet and interact with your directors and the senior officers of the Company.

Your participation in the affairs of the Company is important to us. If you are unable to attend in person, we encourage you to complete and return the enclosed proxy form or voting instruction form in the envelope provided for this purpose so that your views can be represented. Also, it is possible for you to vote over the internet by following the instructions on the enclosed forms. Even if you plan to attend the meeting, you may find it convenient to express your views in advance by completing and returning the proxy form or voting instruction form or by voting over the internet.

If your shares are not registered in your name but are held in the name of a nominee, you may wish to consult the information on page 6 of the Information Circular with respect to how to vote your shares.

In addition, we would like to recognize Messrs. Charles Baillie and Edward Lumley, who are not standing for re-election and will retire from the Board of Directors at our annual meeting on April 21, 2015. We want to thank them for their dedication, wisdom and leadership throughout their outstanding tenure on the CN Board of Directors.

A live webcast of the meeting will be available on the Company's website at www.cn.ca.

We look forward to seeing you at the meeting.

Sincerely,

Handwritten signature of Robert Pace in black ink.

Robert Pace
Chair of the Board

Handwritten signature of Claude Mongeau in black ink.

Claude Mongeau
President and Chief Executive Officer

PROXY SUMMARY

The following summary highlights some of the important information you will find in this Information Circular. We recommend you to read the entire Information Circular before voting.

SHAREHOLDER VOTING MATTERS

VOTING MATTERS	BOARD VOTE RECOMMENDATION	FOR MORE INFORMATION SEE PAGES
Election of 11 Directors	FOR each nominee	8, 10
Appointment of KPMG LLP as Auditors	FOR	8
Advisory Resolution on Executive Compensation	FOR	9, 34

OUR DIRECTOR NOMINEES

NAME	AGE	DIRECTOR SINCE	POSITION	INDEPENDENT	COMMITTEE MEMBERSHIP	ATTENDANCE IN 2014	OTHER PUBLIC BOARDS
D.J. Carty	68	2011	Corporate Director	Yes	Audit (Chair) – Governance – Environment – Compensation – Strategic	100%	3
G.D. Giffin	65	2001	Senior Partner, McKenna Long & Aldridge	Yes	Audit – Donations – Compensation (Chair) – Investment – Strategic	100%	5
E.E. Holiday	63	2001	Corporate Director and Trustee	Yes	Governance – Finance – Compensation – Investment – Strategic	100%	4
V.M. Kempston Darkes	66	1995	Corporate Director	Yes	Governance – Environment (Chair) – Finance – Compensation – Strategic	100%	4
D. Losier	62	1994	Corporate Director	Yes	Audit – Governance (Chair) – Compensation – Investment – Strategic	100%	2
K.G. Lynch	64	2014	Vice-Chair, BMO Financial Group	Yes	Governance – Environment – Finance – Compensation – Strategic	100%	2
C. Mongeau	53	2009	President and CEO, CN	No	Donations (Chair) – Strategic	100%	1
J.E. O'Connor	65	2011	Corporate Director	Yes	Audit – Environment – Finance – Compensation – Strategic (Chair)	100%	1
R. Pace	60	1994	Chair of the Board, CN President and CEO, The Pace Group	Yes	Governance – Donations – Environment – Compensation – Strategic	100%	1
R.L. Phillips	64	2014	President, R.L. Phillips Investments Inc.	Yes	Audit – Governance – Environment – Compensation – Strategic	100%	4
L. Stein	53	2014	Executive Vice-President – General Counsel, The Clorox Company	Yes	Audit – Environment – Finance – Compensation – Strategic	100%	1

EXECUTIVE COMPENSATION

Disciplined Approach to Compensation

CN's approach to executive compensation is driven by a commitment to deliver sustainable and solid returns to shareholders. CN exercises a disciplined approach to executive compensation by ensuring that target compensation, while reasonable, supports attraction and retention of executive talent. In addition, compensation programs are structured to provide leverage within its short and long-term incentive plans, with strong ties between realized pay and shareholder returns. Compensation programs are designed to encourage appropriate behaviours and include appropriate risk mitigation mechanisms. The executive compensation policy aims to position total direct compensation between the median and the 60th percentile of the executives' respective comparator group. On a constant currency and Long-Term Incentive valuation basis, the year-over-year total compensation decreased by 2.8% for the President and CEO and 4.8% on average for the other Named Executive Officers in 2014.

BEST PRACTICES ADOPTED BY CN

- ~ 80% of Named Executive Officers' target total direct compensation is variable and linked to CN's performance
- Incentive payout capped and no guaranteed minimum payout
- Inclusion of a relative total shareholder return condition in 2015
- Stringent stock ownership requirements
- CEO post-retirement shareholding requirement
- Overlap of performance measures for short and long-term incentives to mitigate risk
- Double trigger change of control policy
- Anti-hedging policy on CN securities
- Executive clawback policy
- No employment contracts for NEOs
- Independent executive compensation consultant retained by the Compensation Committee
- Annual "Say on Pay" vote


HIGHLIGHTS OF CORPORATE GOVERNANCE BEST PRACTICES

CN is committed to adhering to the highest standards of corporate governance and our corporate governance practices were designed in a manner consistent with this objective. Some of our best practices are highlighted in the following table.

Size of Board	11
Number of Independent Director Nominees	10
Annual Election of Directors (no staggered term)	Yes
Directors Elected Individually (no slate voting)	Yes
Majority Voting for Directors	Yes
Separate CEO & Chair Positions	Yes
Common Directorships Guidelines (Board Interlocks)	Yes
Board Tenure and Term Limit Guidelines for Board Chair and Committee Chairs	Yes
Stock Ownership Guidelines for Directors and Executives	Yes
Ownership Requirement for Directors and CEO Beyond Board Tenure	Yes
Director Orientation and Continuing Education	Yes
Diversity Policy for Directors	Yes
Code of Business Conduct and Ethics Program	Yes
Annual Advisory Vote on Executive Compensation	Yes
Formal Board Performance Assessment	Yes

VOTE YOUR SHARES

Voting by proxy is the easiest way to vote your shares. Please refer to your proxy form or voting instruction form included in this package or to the "Questions & Answers" section on page 5 of this Information Circular for more information on the voting methods available to you.



INFORMATION CIRCULAR

This Information Circular is provided in connection with the solicitation of proxies by management of Canadian National Railway Company for use at the annual meeting of its shareholders or at any adjournment or postponement thereof (the "Meeting"). In this document "you" and "your" refer to the shareholders of, and "CN", the "Company", "we", "us", or "our" refer to Canadian National Railway Company. The Meeting will be held on Tuesday, April 21, 2015, at 8:30 a.m. (Central Daylight Time) for the purposes set forth in the foregoing Notice of Meeting. The information contained herein is given as at February 27, 2015, except as indicated otherwise.

IMPORTANT— If you are not able to attend the Meeting, please exercise your right to vote by signing the enclosed form of proxy or voting instruction form and, in the case of registered shareholders by returning it to Computershare Trust Company of Canada in the enclosed envelope, or by voting over the internet no later than 5:00 p.m. (Eastern Daylight Time) on April 20, 2015, or, if the Meeting is adjourned or postponed, by no later than 5:00 p.m. (Eastern Daylight Time) on the business day prior to the day fixed for the adjourned or postponed meeting. If you are a non-registered shareholder, reference is made to the section entitled "How do I vote if I am a non-registered shareholder?" on page 6 of this Information Circular. If you are a holder of Employee Shares (as such term is defined in this Information Circular), reference is made to the section entitled "How do I vote if I own Employee Shares" on page 7 of this Information Circular.

WHAT'S INSIDE

NOTICE OF ANNUAL MEETING OF SHAREHOLDERS

1 LETTER TO SHAREHOLDERS

2 PROXY SUMMARY

5 QUESTIONS AND ANSWERS

8 BUSINESS OF THE MEETING

- 8 Financial Statements
- 8 Election of Directors
- 8 Appointment of Auditors
- 9 Advisory Vote on Executive Compensation

10 NOMINEES FOR ELECTION TO THE BOARD

- 10 Description of Nominees
- 15 Additional Disclosure Relating to Directors

16 BOARD OF DIRECTORS COMPENSATION

- 16 Comparator Groups
- 16 Changes to Compensation
- 17 Compensation Levels
- 17 Compensation Table
- 18 Share Ownership
- 19 Share Ownership Table
- 19 Directors' Deferred Share Unit Plan

20 STATEMENT OF CORPORATE GOVERNANCE PRACTICES

- 20 General
- 20 Code of Business Conduct
- 21 Independence of Directors
- 21 Independent Chair of the Board
- 21 Position Descriptions
- 21 Committees of the Board
- 23 Risk Management Oversight
- 23 Board and Committee Meetings
- 24 Board and Committee Attendance
- 25 Director Selection
- 29 Board Performance Assessment
- 29 Director Orientation and Continuing Education
- 31 Stakeholder Engagement
- 32 Audit Committee Disclosure

34 STATEMENT OF EXECUTIVE COMPENSATION

- 34 Letter to Shareholders
- 36 Human Resources and Compensation Committee

39 COMPENSATION DISCUSSION AND ANALYSIS

- 39 Executive Summary
- 56 2014 Highlights
- 56 Summary Compensation Table
- 60 Incentive Plan Awards
- 64 Employment Arrangements
- 65 Pension Plan Benefits
- 67 Termination and Change of Control Benefits
- 68 Currency Exchange Information

69 OTHER INFORMATION

- 69 Securities Authorized For Issuance Under Equity Compensation Plans
- 69 Indebtedness of Directors and Executive Officers
- 69 Interest of Informed Persons and Others in Material Transactions
- 69 Shareholder Proposals
- 69 Availability of Documents

70 SCHEDULE "A" – MANDATE OF THE BOARD

72 SCHEDULE "B" – REPORTS OF THE COMMITTEES

- 72 Report of the Audit Committee
- 73 Report of the Finance Committee
- 74 Report of the Corporate Governance and Nominating Committee
- 75 Report of the Human Resources and Compensation Committee
- 76 Report of the Environment, Safety and Security Committee
- 76 Report of the Strategic Planning Committee
- 77 Report of the Investment Committee of CN's Pension Trust Funds
- 77 Report of the Donations and Sponsorships Committee

QUESTIONS AND ANSWERS

VOTING AND PROXIES

The following questions and answers provide guidance on how to vote your shares.

Who can vote?

Shareholders who are registered as at the close of business on March 5, 2015 (the "Record Date"), will be entitled to vote at the Meeting or at any adjournment or postponement thereof, either in person or by proxy.

As of the close of business on February 27, 2015, the Company had 807,040,436 common shares without par value outstanding. Subject to the voting restrictions described below, each common share carries the right to one vote.

To the knowledge of the directors and senior officers of the Company, based on the most recent publicly available information, the only person who beneficially owns, or directly or indirectly, exercises control or direction over, shares carrying 10% or more of the voting rights attached to any class of shares of the Company is Mr. William H. Gates, III. Mr. Gates is the sole member of Cascade Investment, L.L.C. ("Cascade"). Cascade held 86,324,874 common shares of the Company as of February 27, 2015, representing 10.7% of the outstanding common shares of the Company. In addition, Mr. Gates is a co-trustee of the Bill & Melinda Gates Foundation Trust, which held 17,126,874 common shares of the Company as of February 27, 2015, representing 2.1% of the outstanding common shares of the Company. Hence, as of February 27, 2015, Mr. Gates is deemed to have control or direction over 103,451,748 common shares, representing 12.8% of the outstanding common shares of the Company.

What will I be voting on?

Shareholders will be voting (i) to elect directors of the Company, (ii) to appoint KPMG LLP as auditors of the Company, and (iii) in an advisory, non-binding capacity, on the approach to executive compensation disclosed in the "Statement of Executive Compensation" section of this Information Circular. Our Board of Directors and our management are recommending that shareholders vote FOR items (i), (ii) and (iii).

How will these matters be decided at the Meeting?

A simple majority of the votes cast, in person or by proxy, will constitute approval of these matters.

Who is soliciting my proxy?

Management of the Company is soliciting your proxy. The solicitation is being made primarily by mail, but our directors, officers or employees may also solicit proxies at a nominal cost to the Company. The Company has retained and will pay for the services of D.F. King Canada, a division of CST Investor Services Inc. ("D.F. King"), for the solicitation of proxies in Canada and the United States, at an aggregate cost estimated to be approximately C\$30,000 plus additional costs relating to out-of-pocket expenses.

Who can I call with questions?

If you have questions about the information contained in this Information Circular or require assistance in completing your form of proxy, please call D.F. King, the Company's proxy solicitation agent, toll-free in North America at 1-800-239-6813 or at 1-201-806-7301 outside of North America; or by e-mail at inquiries@dfking.com.

How can I contact the transfer agent?

You can contact the transfer agent either by mail at Computershare Trust Company of Canada, 100 University Ave., 8th Floor, Toronto (Ontario) M5J 2Y1, by telephone at 1-800-564-6253, by fax at 1-888-453-0330 or by internet at www.investorcentre.com/service, or in French: www.centredesinvestisseurs.com/service.

How do I vote?

If you are eligible to vote and your common shares are registered in your name, you can vote your common shares in person at the Meeting or by proxy, as explained below. If your common shares are held in the name of a nominee, please see the instructions below under "How do I vote if I am a non-registered shareholder?"

What are the voting restrictions?

Our articles of incorporation, as amended, provide that no person, together with his or her associates, shall hold, beneficially own or control, directly or indirectly, voting shares to which are attached more than 15% in the aggregate of the votes attached to all our voting shares that may ordinarily be cast to elect directors of the Company. In addition, where the total number of voting shares held, beneficially owned or controlled, directly or indirectly, by any one person together with his or her associates exceeds such 15% maximum, no person shall, in person or by proxy, exercise the voting rights attached to the voting shares held, beneficially owned or controlled, directly or indirectly, by such person or his or her associates.

How do I vote if I am a registered shareholder?

1. VOTING BY PROXY

You are a registered shareholder if your name appears on your share certificate or Direct Registration System (DRS). If this is the case, you may appoint someone else to vote for you as your proxy holder by using the enclosed form of proxy. The persons currently named as proxies in such form of proxy are the Board Chair and the President and Chief Executive Officer of the Company. **However, you have the right to appoint any other person or company (who need not be a shareholder) to attend and act on your behalf at the Meeting. That right may be exercised by writing the name of such person or company in the blank space provided in the form of proxy or by completing another proper form of proxy. Make sure that the person you appoint is aware that he or she is appointed and that this person attends the Meeting.**

• How can I send my form of proxy?

You can either return a duly completed and executed form of proxy to the transfer agent and registrar for the Company's common shares, Computershare Trust Company of Canada, in the envelope provided, or you can vote by phone or over the internet by following the instructions on the form of proxy.

- **What is the deadline for receiving the form of proxy?**

The deadline for receiving duly completed forms of proxy or a vote over the internet is 5:00 p.m. (Eastern Daylight Time) on April 20, 2015, or if the Meeting is adjourned or postponed, by no later than 5:00 p.m. (Eastern Daylight Time) on the business day prior to the day fixed for the adjourned or postponed meeting.

- **How will my common shares be voted if I give my proxy?**

Your common shares will be voted or withheld from voting in accordance with your instructions indicated on the proxy. If no instructions are indicated, your common shares represented by proxies in favour of the Board Chair or the President and Chief Executive Officer will be voted as follows:

FOR the election of management's nominees as directors,

FOR the appointment of KPMG LLP as auditors,

FOR, in an advisory, non-binding capacity, the approach to executive compensation disclosed in the Statement of Executive Compensation section of this Information Circular,

and at the discretion of the proxy holder in respect of amendments to any of the foregoing matters or on such other business as may properly be brought before the Meeting. Should any nominee named herein for election as a director become unable to accept nomination for election, it is intended that the person acting under proxy in favour of management will vote for the election in his or her stead of such other person as management of the Company may recommend. Management has no reason to believe that any of the nominees for election as directors will be unable to serve if elected to office and management is not aware of any amendment or other business likely to be brought before the Meeting.

- **If I change my mind, how can I revoke my proxy?**

You may revoke your proxy at any time by an instrument in writing (which includes another form of proxy with a later date) executed by you, or by your attorney (duly authorized in writing), and (i) deposited with the Corporate Secretary of the Company at the registered office of the Company (935 de La Gauchetière Street West, Montréal, Quebec, Canada, H3B 2M9) at any time up to and including 5:00 p.m. (Eastern Daylight Time) on the last business day preceding the day of the Meeting or any adjournment or postponement thereof, or (ii) filed with the chair of the Meeting on the day of the Meeting or any adjournment or postponement thereof, or in any other manner permitted by law or in the case of a vote over the internet, by way of a subsequent internet vote.

2. VOTING IN PERSON

If you wish to vote in person, you may present yourself to a representative of Computershare Trust Company of Canada at the registration table, the day of the Meeting. Your vote will be taken and counted at the Meeting. **If you wish to vote in person at the Meeting, do not complete or return the form of proxy.**

How do I vote if I am a non-registered shareholder?

If your common shares are not registered in your name and are held in the name of a nominee such as a trustee, financial institution or securities broker, you are a "non-registered shareholder". If your common shares are listed in an account statement provided to you by your broker, those common shares will, in all likelihood, not be registered in your name. Such common shares will more likely be registered under the name of your broker or an agent of that broker. Without specific instructions, brokers and their agents or nominees are prohibited from voting shares for the broker's client. If you are a non-registered shareholder, there are two ways you can vote your common shares, as listed below:

1. GIVING YOUR VOTING INSTRUCTIONS

Applicable securities laws require your nominee to seek voting instructions from you in advance of the Meeting. Accordingly, you will receive or have already received from your nominee a voting instruction form for the number of common shares you hold. Every nominee has its own mailing procedures and provides its own signature and return instructions, which should be carefully followed by non-registered shareholders to ensure that their common shares are voted at the Meeting.

2. VOTING IN PERSON

However, if you wish to vote in person at the Meeting, insert your own name in the space provided on the voting instruction form provided by your nominee to appoint yourself as proxy holder and follow the signature and return instructions of your nominee. Computershare Trust Company of Canada must receive your appointment no later than 5:00 p.m. (Eastern Daylight Time) on April 20, 2015. Non-registered shareholders who appoint themselves as proxy holders should present themselves at the Meeting to a representative of Computershare Trust Company of Canada. Do not otherwise complete the voting instruction form sent to you as you will be voting at the Meeting.

Non-registered shareholders are either "objecting beneficial owners" or "OBOs" who object that intermediaries disclose information about their ownership in the Company, or "non-objecting beneficial owners" or "NOBOs", who do not object to such disclosure. The Company pays intermediaries to send proxy-related materials to OBOs and NOBOs.

How do I vote if I own Employee Shares?

Common shares purchased by employees of the Company under its Canadian and U.S. Employee Share Investment Plans and its Union and Management Savings Plans for U.S. Operations (the "Plans"), are known as "Employee Shares". Employee Shares remain registered in the name of the Plans' Custodian (the "Custodian"), unless the employees have withdrawn their common shares from the Plans in accordance with their provisions.

Voting rights attached to the Employee Shares that are registered in the name of the Custodian can be exercised by employees, or their attorneys authorized in writing, by indicating on the enclosed voting instruction form the necessary directions to the Custodian or any other person or company (who need not be a shareholder) as to how they wish their Employee Shares to be voted at the Meeting. Beneficial owners of Employee Shares may also give such voting instructions by telephone or over the internet. The Employee Shares will be voted pursuant to the directions of the beneficial owner. If no choice is specified for an item, the Employee Shares will be voted in accordance with management's recommendations mentioned above and at the discretion of the Custodian or such other person indicated, in respect of amendments to the items mentioned on the enclosed voting instruction form or on such other business as may properly be brought before the Meeting. Only Employee Shares in respect of which a voting instruction form has been signed and returned

(or in respect of which the employee has given voting instructions by telephone or over the internet) will be voted. If you wish to vote Employee Shares in person at the Meeting, refer to paragraph 2 of the section entitled "How do I vote if I am a non-registered shareholder?"

A holder of Employee Shares may revoke his or her directions, as indicated on a voting instruction form, at any time by an instrument in writing executed by the holder of Employee Shares, or by the holder's attorney duly authorized in writing, provided such written instrument indicating the holder's intention to revoke is (i) deposited with the Corporate Secretary of CN at the registered office of CN at any time up to and including 5:00 p.m. (Eastern Daylight Time) on the last business day preceding the day of the Meeting or any adjournment or postponement thereof, or (ii) filed with the chair of the Meeting on the day of the Meeting or any adjournment or postponement thereof, or in any other manner permitted by law, or in the case of directions given by telephone or over the internet, by way of subsequent telephone or internet directions.

The voting instruction form must be used only with respect to Employee Shares. In the event that an employee holds common shares outside the Plans, he or she must also complete the enclosed form of proxy with respect to such additional common shares. No form of proxy is to be completed with respect to Employee Shares.

BUSINESS OF THE MEETING

FINANCIAL STATEMENTS

Our consolidated financial statements for the year ended December 31, 2014, together with the auditors' reports thereon, are included in the 2014 Annual Report of the Company, available on our website at www.cn.ca, on SEDAR at www.sedar.com, in the Company's annual report on Form 40-F available on EDGAR at www.sec.gov, and in print, free of charge, to any shareholder who requests copies by contacting our Corporate Secretary at (514) 399-7091 or Investor Relations at (514) 399-0052.

ELECTION OF DIRECTORS

Our articles of incorporation, as amended, provide that our Board of Directors shall consist of a minimum of seven and a maximum of 21 directors (hereinafter the "Board" or "Board of Directors"). Pursuant to a resolution of the Board of Directors, 11 persons are to be elected as directors for the current year, each to hold office until the next annual meeting of shareholders or until such person's successor is elected or appointed.

The term of office of each of the present directors expires at the close of the Meeting. The persons named in the section entitled "Nominees for Election to the Board—Description of Nominees" will be presented for election at the Meeting as management's nominees. All of the nominees proposed for election as directors are currently directors of the Company. Mr. A. Charles Baillie and the Hon. Edward C. Lumley are not standing for re-election at the Meeting. All persons nominated were recommended to the Board of Directors by the Corporate Governance and Nominating Committee. Information relating to Messrs. Baillie and Lumley does not appear along with the information regarding the 11 proposed nominees for election as directors of the Company. Nevertheless, because Messrs. Baillie and Lumley acted as directors up to the Meeting, information concerning them appears in the other sections of this Information Circular that pertain to the members of the Board.

Unless authority is withheld, the persons designated in the accompanying form of proxy or voting instruction form intend to vote FOR the election of the persons named in the section entitled "Nominees for Election to the Board—Description of Nominees". These nominees are, in the opinion of the Board of Directors and management, well qualified to act as directors of the Company for the ensuing year and have confirmed their willingness to serve as directors. The Board of Directors and management do not contemplate that any of these nominees will be unable to serve as a director, but should that occur for any reason before the Meeting, the persons designated in the accompanying form of proxy or voting instruction form reserve the right to vote for another nominee at their discretion unless the shareholder who has given such proxy or voting instruction form has directed that the common shares be withheld from voting on the election of any of the directors.

MAJORITY VOTING POLICY

The Board of Directors has adopted a policy which is part of our Corporate Governance Manual, to the effect that a nominee for election as a director of the Company who receives a greater number of votes "withheld" than votes "for", with respect to the election of directors by shareholders, will be expected to offer to tender his or her resignation to the Board Chair promptly following the meeting of shareholders at which the director is elected. The Corporate Governance and Nominating Committee will consider such offer and make a recommendation to the Board of Directors whether to accept it or not. The Board of Directors will make its decision and announce it in a press release within 90 days following the meeting of shareholders. The director who offered to tender his or her resignation should not be part of any committee or Board of Directors deliberations pertaining to the resignation offer. This policy only applies in circumstances involving an uncontested election of directors. An "uncontested election of directors" means that the number of director nominees is the same as the number of directors to be elected to the Board and that no proxy material is circulated in support of one or more nominees who are not part of the candidates supported by the Board of Directors.

APPOINTMENT OF AUDITORS

The Board of Directors and the Audit Committee recommend that KPMG LLP be appointed to serve as our auditors until the next annual meeting of shareholders.

KPMG LLP has served as the Company's auditors since 1992. For the years ended December 31, 2014 and 2013, the fees for audit, audit-related, tax and all other services provided to the Company by KPMG LLP were the following:

FEES (IN THOUSANDS)	2014 (C\$)	2013 (C\$)
Audit	2,728	2,608
Audit-related	1,162	1,249
Tax	746	834
All other	92	131
TOTAL FEES	4,728	4,822

Pursuant to the terms of its charter, the Audit Committee approves all audit and audit-related services, audit engagement fees and terms and all non-audit engagements provided by the external auditors. The Audit Committee pre-approved all the services performed by our external auditors for audit-related and non-audit related services for the years ended December 31, 2014 and 2013.

The nature of the services under each category is described below.

AUDIT FEES

Consist of fees incurred for professional services rendered by the auditors in relation to the audit of the Company's consolidated annual financial statements and those of its subsidiaries, and the audit relating to the Company's internal control over financial reporting.

AUDIT-RELATED FEES

Audit-related fees were incurred for professional services rendered by the auditors in relation to the audit of the financial statements for the Company's pension plans, and for attestation services in connection with reports required by statute or regulation and due diligence and other services, including comfort letters, in connection with the issuance of securities.

TAX FEES

Consist of fees incurred for consultations on cross-border tax implications for employees and tax compliance.

ALL OTHER FEES

Consist primarily of fees incurred for services related to a foreign subsidiary (2014) and Information Technology (2013).

Unless authority is withheld, the persons designated in the accompanying form of proxy or voting instruction form intend to vote FOR the appointment of KPMG LLP as auditors of the Company to hold office until the next annual meeting of shareholders.

ADVISORY VOTE ON EXECUTIVE COMPENSATION

The Company is again providing its shareholders with an opportunity to cast at the Meeting an advisory vote on the Company's approach to executive compensation, as disclosed in the "Statement of Executive Compensation" section of this Information Circular. Such section describes the role of the Human Resources and Compensation Committee in overseeing compensation of executives and ensuring that it is linked to the Company's three-year business plan. The section also describes the Company's executive compensation principles, the structure of the compensation plans for executives, and the alignment of such plans with the interests of our shareholders.

The Board of Directors recommends that shareholders vote FOR the resolution set out below and, unless otherwise instructed, the persons designated in the form of proxy intend to vote FOR the following resolution:

"RESOLVED that, on an advisory basis and not to diminish the role and responsibilities of the Board of Directors, the shareholders accept the approach to executive compensation disclosed in the section entitled "Statement of Executive Compensation" of the Information Circular of the Company dated March 10, 2015."

The Board of Directors has adopted a policy to the effect that, if a majority of the shares represented in person or by proxy at the meeting are voted against the above non-binding advisory resolution, the Board Chair or the Chair of the Human Resources and Compensation Committee will oversee a process to engage with shareholders with a view to giving them the opportunity to express their specific concerns. The Board of Directors and the Human Resources and Compensation Committee will consider the results of this process and, if appropriate, review the Company's approach to executive compensation in the context of shareholders' specific concerns.

NOMINEES FOR ELECTION TO THE BOARD

DESCRIPTION OF NOMINEES

The following tables set out information as of February 27, 2015, unless otherwise indicated, and include a profile of each nominated director with an explanation of his or her experience, qualifications, top three competencies, participation on the Board and its committees, ownership of securities of CN, as well as participation on the boards of other public companies during the past five years. A more detailed description of our directors' competencies can be found under the heading "Competency Matrix" in the section entitled "Statement of Corporate Governance Practices". All nominees are current directors of the Company.



**Donald J. Carty,
O.C., LL.D.**
Corporate Director
Age: 68⁽¹⁾
Texas, U.S.A.
Director Since:
January 1, 2011
Independent

Principal Competencies

- Strategy
- Finance/Accounting
- Human Resources

Mr. Carty retired as Vice-Chairman and Chief Financial Officer of Dell, Inc. (computer manufacturer) a position he assumed from January 2007 until June 2008 and as Chairman and CEO of AMR Corporation and American Airlines in 2003, after 30 years in the airline business, where he previously served as President and Executive Vice-President of Finance & Planning of AMR Airline Group and American Airlines. He was President and CEO of CP Air from 1985 to 1987.

In the voluntary sector, Mr. Carty is on the Executive Board of the SMU Cox School of Business. He is a former Chairman of Big Brothers Big Sisters of America. In 1999, Board Alert named Mr. Carty one of the year's Outstanding Directors. He was named an Officer of the Order of Canada in 2003. In addition to serving on the public boards mentioned in the following table, Mr. Carty serves as Chairman of the boards of Porter Airlines, Inc. and Research Now Group, Inc.

Mr. Carty holds a B.A. and an Honorary Doctor of Laws from Queen's University and a MBA from Harvard Business School.

MEMBER OF ⁽⁶⁾	ATTENDANCE 2014
Board	100%
Audit Committee (Chair)	100%
Corporate Governance and Nominating Committee	100%
Environment, Safety and Security Committee	100%
Finance Committee	100%
Human Resources and Compensation Committee	100%
Investment Committee of CN's Pension Trust Funds ⁽⁵⁾	100%
Strategic Planning Committee	100%
2014 VOTES IN FAVOUR	99.49%

OTHER PUBLIC BOARDS DURING PAST 5 YEARS	
EMC Corporation	(2015-present)
Talisman Energy Inc.	(2009-present)
Virgin America Inc. (Chairman)	(2006-present)
Gluskin, Sheff & Associates Inc.	(2006-2013)
Barrick Gold Corporation	(2006-2013)
Dell, Inc.	(1992-2013)
Hawaiian Holdings, Inc.	(2004-2011)

SECURITIES HELD	
VALUE AT RISK	C\$4,898,621 ⁽³⁾
Common Shares Owned or Controlled ⁽²⁾	
February 2015	56,667
February 2014	38,785



**Ambassador
Gordon D. Giffin**
**Senior Partner,
McKenna Long
& Aldridge**
Age: 65⁽¹⁾
Georgia, U.S.A.
Director Since:
May 1, 2001
Independent

Principal Competencies

- Public Policy
- Legal
- Human Resources

Mr. Giffin is Senior Partner and the Chair of the Public Policy and International department at McKenna Long & Aldridge LLP, where he maintains offices in Washington, D.C. and Atlanta. He has been engaged in the practice of law or government service for more than thirty-five years. Mr. Giffin was United States Ambassador to Canada from 1997 to 2001.

Mr. Giffin is a member of the Board of Trustees of the Jimmy Carter Presidential Center and is a member of the Council on Foreign Relations and the Tri-Lateral Commission.

In addition to serving on the public boards mentioned in the following table, Mr. Giffin serves on the Board of Counsellors of McLarty Global.

Mr. Giffin holds a B.A. from Duke University and a J.D. from Emory University School of Law.

MEMBER OF ⁽⁶⁾	ATTENDANCE 2014
Board	100%
Human Resources and Compensation Committee (Chair)	100%
Audit Committee	100%
Donations and Sponsorships Committee ⁽⁵⁾	100%
Environment, Safety and Security Committee	100%
Finance Committee	100%
Investment Committee of CN's Pension Trust Funds ⁽⁵⁾	100%
Strategic Planning Committee	100%
2014 VOTES IN FAVOUR	97.16%

OTHER PUBLIC BOARDS DURING PAST 5 YEARS	
Element Financial Corporation	(2013-present)
Just Energy Group Inc.	(2006-present)
Canadian Natural Resources Limited	(2002-present)
TransAlta Corporation (Chair)	(2002-present)
Canadian Imperial Bank of Commerce	(2001-present)

SECURITIES HELD	
VALUE AT RISK	C\$7,543,688 ⁽³⁾
Common Shares Owned or Controlled ⁽²⁾	
February 2015	87,265
February 2014	83,682



Edith E. Holiday
Corporate Director & Trustee

Age: 63⁽¹⁾

Florida, U.S.A.

Director Since:
 June 1, 2001

Independent

Ms. Holiday is a Corporate Director and Trustee and a former General Counsel, United States Treasury Department and former Secretary of the Cabinet, The White House.

Ms. Holiday serves on the public boards mentioned in the following table.

She was also the recipient of the Direct Women's 2009 Sandra Day O'Connor Board Excellence Award, which honours women who have served with distinction on the board of a public company and advanced the value of diversity in the workplace. She is also the recipient of the Secretary of the Treasury's highest award, the Alexander Hamilton Award.

Ms. Holiday holds a B.S. and a J.D. from the University of Florida, and she was admitted to the bars of the states of Florida, Georgia and the District of Columbia.

Principal Competencies

- Legal
- Public Policy
- Strategy

MEMBER OF ⁽⁶⁾	ATTENDANCE 2014
Board	100%
Corporate Governance and Nominating Committee	100%
Finance Committee	100%
Human Resources and Compensation Committee	100%
Investment Committee of CN's Pension Trust Funds ⁽⁵⁾	100%
Strategic Planning Committee	100%

2014 VOTES IN FAVOUR	99.35%
----------------------	--------

OTHER PUBLIC BOARDS DURING PAST 5 YEARS	
White Mountains Insurance Group, Ltd.	(2004-present)
RTI International Metals, Inc.	(1999-present)
Franklin Templeton Group of Funds (various companies)	(1996-present)
Hess Corporation	(1993-present)
H.J. Heinz Company	(1994-2013)

SECURITIES HELD	
VALUE AT RISK	C\$8,794,730 ⁽³⁾
Common Shares Owned or Controlled ⁽²⁾	
February 2015	101,737
February 2014	98,390



V. Maureen Kempston Darkes, O.C., D. COMM., LL.D.
Corporate Director

Age: 66⁽¹⁾

Ontario, Canada
 Florida, U.S.A.

Director Since:
 March 29, 1995

Independent

Ms. Kempston Darkes is the retired Group Vice-President and President Latin America, Africa and Middle East, General Motors Corporation. In 2009 she ended a 35-year career at GM during which she attained the highest operating post ever held by a woman at GM. From 1994 to 2001, she was President and General Manager of General Motors of Canada Limited and Vice-President of General Motors Corporation.

She is an Officer of the Order of Canada, a member of the Order of Ontario and was ranked by Fortune magazine in 2009 as the 12th Most Powerful Woman in International Business and amongst the top 100 most powerful women in Canada in 2012. In 2006, she was the recipient of the Governor General of Canada's Awards in Commemoration of the Persons Case and was inducted as a fellow of the Institute of Corporate Directors in 2011. She has also been appointed by the Government of Canada to the Science, Technology and Innovation Council and the Advisory Council for Promoting Women on Boards.

In addition to serving on the public boards mentioned in the following table, Ms. Kempston Darkes is also a director of Irving Oil Company Ltd.

Ms. Kempston Darkes has received Honorary Doctor of Law Degrees from the University of Toronto and the University of Victoria, including an Honorary Doctor of Commerce from Saint Mary's University. She holds a B.A. in history and political science from Victoria University and the University of Toronto and an LL.B. from the University of Toronto Faculty of Law.

Principal Competencies

- Transport Industry/ Safety
- Sales/Marketing
- Human Resources

MEMBER OF ⁽⁶⁾	ATTENDANCE 2014
Board	100%
Environment, Safety and Security Committee (Chair)	100%
Audit Committee	100%
Corporate Governance and Nominating Committee	100%
Finance Committee	100%
Human Resources and Compensation Committee	100%
Investment Committee of CN's Pension Trust Funds ⁽⁵⁾	100%
Strategic Planning Committee	100%

2014 VOTES IN FAVOUR	97.30%
----------------------	--------

OTHER PUBLIC BOARDS DURING PAST 5 YEARS	
Schlumberger Limited	(2014-present)
Balfour Beatty Plc.	(2012-present)
Enbridge Inc.	(2010-present)
Brookfield Asset Management Inc.	(2008-present)

SECURITIES HELD	
VALUE AT RISK	C\$15,496,717 ⁽³⁾
Common Shares Owned or Controlled ⁽²⁾	
February 2015	179,464
February 2014	175,969



**The Hon.
Denis Losier,
P.C., LL.D., C.M.
Corporate Director**

Age: 62⁽¹⁾

**New Brunswick,
Canada**

Director Since:
October 25, 1994

Independent

Principal Competencies

- Finance/Accounting
- Human Resources
- Sales/Marketing

Mr. Losier is the retired President and Chief Executive Officer of Assumption Life (life insurance company). Between 1989 and 1994, Mr. Losier held various cabinet level positions with the government of the Province of New Brunswick, including Minister of Fisheries and Aquaculture and Minister of Economic Development and Tourism.

Mr. Losier was co-chair of the University of Moncton's Excellence Campaign. In 2008, he was named a member of the Security Intelligence Review Committee of Canada, and, as such, became a member of the Privy Council. In addition to serving on the public boards mentioned in the following table, Mr. Losier is a director of Enbridge Gas New Brunswick and chairs the board of directors of Invest N.B. and is a past member and director of the New Brunswick Business Council and Canadian Blood Services, respectively. Mr. Losier was appointed a Member of the Order of Canada in 2011.

Mr. Losier holds a Bachelor of Economics from the University of Moncton and a Masters of Economics from the University of Western Ontario. Mr. Losier was awarded an Honorary Doctorate Degree in Business Administration from the University of Moncton.

MEMBER OF ⁽⁶⁾	ATTENDANCE 2014
Board	100%
Corporate Governance and Nominating Committee (Chair)	100%
Audit Committee	100%
Donations and Sponsorships Committee ⁽⁵⁾	100%
Environment, Safety and Security Committee	100%
Human Resources and Compensation Committee	100%
Investment Committee of CN's Pension Trust Funds ⁽⁵⁾	100%
Strategic Planning Committee	100%
2014 VOTES IN FAVOUR	97.25%

OTHER PUBLIC BOARDS DURING PAST 5 YEARS	
Capital DGMC Inc. (Chairman)	(2013-present)
Plazacorp Retail Properties Ltd.	(2007-present)
XL-ID Solutions Inc. (formerly, Excellium Inc.)	(2013)
NAV CANADA	(2004-2013)
SECURITIES HELD	
VALUE AT RISK	C\$24,914,738 ⁽³⁾
Common Shares Owned or Controlled ⁽²⁾	
February 2015	288,532
February 2014	284,137



**The Hon.
Kevin G. Lynch,
P.C., O.C., PH.D., LL.D.
Vice-Chair, BMO
Financial Group**

Age: 64⁽¹⁾

Ontario, Canada

Director Since:
April 23, 2014

Independent

Principal Competencies

- Public Policy
- Finance/Accounting
- Strategy

The Honorable Kevin G. Lynch is Vice-Chair, BMO Financial Group. In this role, Dr. Lynch is a key strategic advisor to senior management. He represents BMO in domestic and international markets. Prior to joining BMO, Dr. Lynch built a distinguished career in the Government of Canada. Before his retirement in 2009, he served as Clerk of the Privy Council, Secretary to the Cabinet, and Head of the Public Service of Canada. Dr. Lynch began his public service career at the Bank of Canada in 1976 and has held a number of senior positions in the Government of Canada. These included the post of Deputy Minister of Industry, from 1995 to 2000, and Deputy Minister of Finance, from 2000 to 2004. From 2004 to 2006, he served as Executive Director (for the Canadian, Irish and Caribbean constituency) at the International Monetary Fund in Washington, D.C.

In addition to serving on the public boards mentioned in the following table, Dr. Lynch is the Chair of the Board of Governors of the University of Waterloo, the Chancellor of King's University and serves on several other boards, including those of the Asia Pacific Foundation and the Gairdner Foundation. Dr. Lynch is also a member of the World Economic Forum's Global Policy Councils.

Dr. Lynch has received honorary degrees from seven Canadian universities and was made a Member of the Queen's Privy Council for Canada in 2009, and an Officer of the Order of Canada in 2011. He has been awarded the Distinguished Alumni Award from McMaster University and the Queen's Golden Jubilee Medal.

The Honorable Kevin G. Lynch earned his master's in Economics from the University of Manchester and a doctorate in Economics from McMaster University.

MEMBER OF ⁽⁶⁾	ATTENDANCE 2014
Board	100%
Corporate Governance and Nominating Committee	100%
Environment, Safety and Security Committee	100%
Finance Committee	100%
Human Resources and Compensation Committee	100%
Strategic Planning Committee	100%
2014 VOTES IN FAVOUR	99.78%

OTHER PUBLIC BOARDS DURING PAST 5 YEARS	
CNOOC Limited	(2014-present)
Empire Company Limited (Sobey's)	(2013-present)
SECURITIES HELD	
VALUE AT RISK	C\$583,035 ⁽³⁾
Common Shares Owned or Controlled ⁽²⁾	
February 2015	6,752
February 2014	NIL



Claude Mongeau
President & CEO, CN

Age: 53⁽¹⁾

Quebec, Canada

Director Since:
October 20, 2009

NOT Independent

Mr. Mongeau became President and Chief Executive Officer of the Company on January 1, 2010. In 2000, he was appointed Executive Vice-President and Chief Financial Officer of the Company and held such position until June 1, 2009. Prior to this, he held the positions of Vice-President, Strategic and Financial Planning and Assistant Vice-President, Corporate Development upon joining the Company in 1994. In 2005, he was selected Canada's CFO of the Year by an independent committee of prominent Canadian business leaders.

Prior to joining CN, Mr. Mongeau was a partner with Secor Group, a Montréal-based management consulting firm. He also worked in the business development unit of Imasco Inc. and as a consultant at Bain & Company.

Mr. Mongeau is a nominee for election as director of the board of The Toronto-Dominion Bank, at its March 26, 2015 annual shareholder meeting. Mr. Mongeau also serves as Chairman of the Board of the Railway Association of Canada.

Mr. Mongeau holds an MBA from McGill University.

Principal Competencies

- Strategy
- Transport Industry/ Safety
- Finance/Accounting

MEMBER OF ⁽⁶⁾	ATTENDANCE 2014
Board	100%
Donations and Sponsorships Committee (Chair) ⁽⁵⁾	100%
Investment Committee of CN's Pension Trust Funds ⁽⁵⁾	100%
Strategic Planning Committee	100%
<hr/>	
2014 VOTES IN FAVOUR	99.84%

OTHER PUBLIC BOARDS DURING PAST 5 YEARS	
TD Bank	(2015 nominee)
SNC-Lavalin Group Inc.	(2003-present)

SECURITIES HELD			
VALUE AT RISK		C\$41,245,337 ⁽³⁾	
Common Shares Owned or Controlled ⁽²⁾		Stock Options Held ⁽⁴⁾	
February 2015	477,653	February 2015	1,738,000
February 2014	469,982	February 2014	1,738,000



James E. O'Connor
Corporate Director

Age: 65⁽¹⁾

Florida, U.S.A.

Director Since:
April 27, 2011

Independent

Mr. O'Connor is the retired chair of the board of directors of Republic Services, Inc., a leading provider of non-hazardous solid waste collection, recycling and disposal services in the United States. From 1998 to 2011, Mr. O'Connor was chair and Chief Executive Officer of Republic Services, Inc. Prior to 1998, he had held various management positions at Waste Management, Inc.

In 2001, Mr. O'Connor was the recipient of the Ellis Island Medal of Honor from the National Ethnic Coalition of Organizations (NECO) which rewards Americans who exemplify outstanding qualities in both their personal and professional lives, while continuing to preserve the richness of their particular heritage. He was named to the list of America's Best CEOs each year, between 2005 and 2010. In 2011, Mr. O'Connor was named to the Institutional Investors' All American Executive Team. He is also active in many community causes, especially those that benefit children. Mr. O'Connor has served on the board of directors of the SOS Children's Village. In addition to serving on the Board of Clean Energy Fuels Corp., Mr. O'Connor also serves on the board of directors of the South Florida P.G.A. of America Foundation.

Mr. O'Connor holds a Bachelor of Science in Commerce (concentration in accounting) from DePaul University.

Principal Competencies

- Strategy
- Engineering/ Environment
- Human Resources

MEMBER OF ⁽⁶⁾	ATTENDANCE 2014
Board	100%
Audit Committee	100%
Environment, Safety & Security Committee	100%
Finance Committee	100%
Human Resources and Compensation Committee	100%
Investment Committee of CN's Pension Trust Funds ⁽⁵⁾	100%
Strategic Planning Committee (Chair)	100%
<hr/>	
2014 VOTES IN FAVOUR	97.14%

OTHER PUBLIC BOARDS DURING PAST 5 YEARS	
Clean Energy Fuels Corp.	(2011-present)
Republic Services, Inc.	(1998-2011)

SECURITIES HELD	
VALUE AT RISK	
C\$1,873,971 ⁽³⁾	
Common Shares Owned or Controlled ⁽²⁾	
February 2015	21,678
February 2014	18,668



Robert Pace, D. COMM.
**Chair of the Board, CN
 President & CEO,
 The Pace Group**

Age: 60⁽¹⁾

Nova Scotia, Canada

Director Since:
 October 25, 1994

Independent

Principal Competencies

- Human Resources
- Transport Industry/
Safety
- Strategy

Mr. Pace is President and Chief Executive Officer, The Pace Group (radio broadcasting, real estate development and environmental services). He began his professional career as a lawyer in Halifax with the firm Chandler Moore. In 1981, he accepted an appointment to act as the Atlantic Advisor to the Prime Minister of Canada, the Right Honourable Pierre Elliott Trudeau.

In addition to serving on the public boards mentioned in the following table, Mr. Pace is also Chairman of the Walter Gordon Foundation, a director of the Atlantic Salmon Federation and former director of the Asia Pacific Foundation.

Mr. Pace holds an MBA and an LL.B from Dalhousie University and holds an Honourary Doctor of Commerce Degree from Saint Mary's University.

Mr. Pace has also completed Corporate Director education programs at both Harvard and Chicago Business Schools.

MEMBER OF ⁽⁶⁾	ATTENDANCE 2014
Board (Chair)	100%
Audit Committee	100%
Corporate Governance and Nominating Committee	100%
Donations and Sponsorships Committee ⁽⁵⁾	100%
Environment, Safety & Security Committee	100%
Human Resources and Compensation Committee	100%
Investment Committee of CN's Pension Trust Funds ⁽⁵⁾	100%
Strategic Planning Committee	100%
2014 VOTES IN FAVOUR	99.05%

OTHER PUBLIC BOARDS DURING PAST 5 YEARS	
High Liner Foods Incorporated	(1998-present)
Hydro One Inc.	(2007-2014)
Overland Realty Limited	(2006-2010)

SECURITIES HELD	
VALUE AT RISK	C\$25,829,357 ⁽³⁾
Common Shares Owned or Controlled ⁽²⁾	
February 2015	299,124
February 2014	288,926



Robert L. Phillips
**President,
 R.L. Phillips
 Investments Inc.**

Age: 64⁽¹⁾

British Columbia,
 Canada

Director Since:
 April 23, 2014

Independent

Principal Competencies

- Transport Industry/
Safety
- Strategy
- Sales/Marketing

Mr. Phillips is the President of R.L. Phillips Investments Inc. and was previously President and Chief Executive Officer and director of British Columbia Railway Company Limited from 2001 to 2004. Mr. Phillips was Executive Vice-President, Business Development and Strategy for MacMillan Bloedel Ltd. and, before that, held the position of Chief Executive Officer at PTI Group and Dreco Energy Services Limited. He also enjoyed a prestigious career as a corporate lawyer and was appointed to the Queen's Counsel in Alberta in 1991.

Mr. Phillips serves on the public boards mentioned in the following table. He has also served as a director of the Canadian Chamber of Commerce, as a member of the Alberta Economic Development Authority (AEDA) and as a director of the Export and Trade Committee of the AEDA.

Mr. Phillips received his Bachelor of Laws (Gold Medalist), and Bachelor of Science, Chemical Engineering (Hons) from the University of Alberta.

MEMBER OF ⁽⁶⁾	ATTENDANCE 2014
Board	100%
Audit Committee	100%
Corporate Governance and Nominating Committee	100%
Environment, Safety & Security Committee	100%
Human Resources and Compensation Committee	100%
Strategic Planning Committee	100%
2014 VOTES IN FAVOUR	99.79%

OTHER PUBLIC BOARDS DURING PAST 5 YEARS	
West Fraser Timber Co. Ltd (Lead Director)	(2005-present)
Precision Drilling Corporation (Chairman)	(2004-present)
MacDonald Dettwiler & Associates Ltd. (Chairman)	(2003-present)
Canadian Western Bank	(2001-present)
Axia NetMedia Corporation	(2000-2014)
Epcor Utilities Inc.	(2005-2014)
Capital Power Corporation	(2009-2013)
Terra Vest Income Fund	(2004-2012)

SECURITIES HELD	
VALUE AT RISK	C\$1,068,754 ⁽³⁾
Common Shares Owned or Controlled ⁽²⁾	
February 2015	12,377
February 2014	4,125



Laura Stein
Executive
Vice-President –
General Counsel
The Clorox Company

Age: 53⁽¹⁾

California, U.S.A.

Director Since:
April 23, 2014

Independent

Principal Competencies

- Legal
- Engineering/
Environment
- Finance/Accounting

Ms. Stein is the Executive Vice-President – General Counsel of The Clorox Company (marketer and manufacturer of consumer products) where she serves on the executive committee. From 2000 to 2005, Ms. Stein was Senior Vice-President, General Counsel of the H.J. Heinz Company. She was also previously a corporate lawyer with Morrison & Foerster in San Francisco and Hong Kong. Ms. Stein is a director of Franklin Resources, Inc. and a former director of Nash Finch Company and serves on the boards of several not-for-profit organizations, including Corporate Pro Bono, Equal Justice Works, the Leadership Council on Legal Diversity and the Association of General Counsel. Previously, Ms. Stein was chair of the Association of Corporate Counsel, co-chair of the General Counsel Committee of the ABA Business Law Section and a director of the Pittsburgh Ballet Theater. Ms. Stein has received the Margaret Brent Award, the American Bar Association’s highest award for women lawyers; the Sandra Day O’Connor Board Excellence Award; and the Corporate Board Member America’s Top General Counsel Recognition Award. Ms. Stein received her J.D. from Harvard Law School, and is a graduate of Dartmouth College where she earned an undergraduate and master’s degrees.

MEMBER OF ⁽⁶⁾	ATTENDANCE 2014
Board	100%
Audit Committee	100%
Environment, Safety & Security Committee	100%
Finance Committee	100%
Human Resources and Compensation Committee	100%
Strategic Planning Committee	100%
2014 VOTES IN FAVOUR	
	99.79%

OTHER PUBLIC BOARDS DURING PAST 5 YEARS	
Franklin Resources Inc.	(2005-present)
SECURITIES HELD	
VALUE AT RISK	C\$571,406 ⁽³⁾
Common Shares Owned or Controlled ⁽²⁾	
February 2015	6,610
February 2014	NIL

- (1) The age of the directors is provided as at April 21, 2015, the date of the Meeting.
- (2) The information regarding common shares beneficially owned, controlled or directed has been furnished by the respective nominees individually and includes Deferred Share Units (“DSUs”) under the Deferred Share Unit Plan for Directors (“DSU Plan”) in the case of non-executive directors. In the case of Claude Mongeau it includes DSUs under the Company’s Voluntary Incentive Deferral Plan (“VIDP”) but does not include common shares under stock options. For further details on the VIDP, please see the Deferred Compensation Plans section and for further information on the DSU Plan, please see the “Board of Directors Compensation” section of this Information Circular.
- (3) The Value at Risk represents the total value of common shares and DSUs which total value is based on the February 27, 2015 closing price of the common shares on the Toronto Stock Exchange (C\$86.35) or, for Donald J. Carty, Ambassador Gordon D. Giffin, Edith E. Holiday, James E. O’Connor and Laura Stein, the New York Stock Exchange (U.S.\$69.14) using the closing exchange rate (U.S.\$1.00 = C\$1.2503) on the same date.
- (4) The information regarding stock options comprises the stock options granted to Claude Mongeau under the Management Long-Term Incentive Plan. For further details on the plan, please see the “Statement of Executive Compensation” section of this Information Circular.
- (5) The Donations and Sponsorships Committee and the Investment Committee of CN’s Pension Trust Funds are mixed committees composed of both members of the Board of Directors as well as officers of the Company.
- (6) For a detailed review of the Board and committee attendance by director nominees, please refer to the Attendance Table found in the Statement of Governance Practices of this Information Circular.

ADDITIONAL DISCLOSURE RELATING TO DIRECTORS

As of the date hereof, to the knowledge of the Company and based upon information provided to it by the nominees for election to the Board of Directors, no such nominee is or has been, in the last 10 years, a director or executive officer of any company that, while such person was acting in that capacity or within a year of that person ceasing to act in that capacity, became bankrupt, made a proposal under any legislation relating to bankruptcy or insolvency or was subject to or instituted any proceedings, arrangement or compromise with creditors or had a receiver, receiver manager or trustee appointed to hold its assets, except for the following:

- (i) Mr. Mongeau, a director and the President and Chief Executive Officer of the Company, became a director of Nortel Networks Corporation (“NNC”) and Nortel Networks Limited (“NNL”) on June 29, 2006. On January 14, 2009, NNC, NNL and certain other Canadian subsidiaries initiated creditor protection proceedings under the CCAA in Canada. Certain U.S. subsidiaries filed voluntary petitions in the United States under Chapter 11 of the U.S. Bankruptcy Code, and certain Europe, Middle East and Africa subsidiaries made consequential filings in Europe and the Middle East. Mr. Mongeau resigned as a director of NNC and NNL effective August 10, 2009;
- (ii) Ms. Kempston Darkes, a director of the Company, was an officer of General Motors Corporation (“GM”) when GM filed for bankruptcy protection under Chapter 11 of the

U.S. Bankruptcy Code on June 1, 2009. None of the operations for which she was directly responsible in Latin America, Africa and the Middle East were included in the bankruptcy filing. GM emerged from bankruptcy protection on July 10, 2009 in a reorganization in which a new entity acquired GM’s most valuable assets. Ms. Kempston Darkes retired as a GM officer on December 1, 2009;

- (iii) Mr. Giffin, a director of the Company, was a director of AbitibiBowater Inc. until January 22, 2009. AbitibiBowater Inc. and certain of its U.S. and Canadian subsidiaries filed voluntary petitions in the United States under Chapter 11 of the U.S. Bankruptcy Code on April 16, 2009. AbitibiBowater Inc. and certain of its Canadian subsidiaries filed for creditor protection under the CCAA in Canada on April 17, 2009. Mr. Giffin is no longer a director of AbitibiBowater Inc.; and
- (iv) Mr. Losier, a director of the Company, was a director of XL-ID Solutions Inc. (formerly, Excellium Inc.) (“XL-ID”) from July 23, 2013 to August 29, 2013. On January 3, 2014, XL-ID announced that it had submitted a proposal to its creditors under the *Bankruptcy and Insolvency Act* (Canada). On February 13, 2014, XL-ID announced that it had received a final order from the Superior Court of Quebec approving the proposal approved by its creditors.

BOARD OF DIRECTORS COMPENSATION

CN's compensation program is designed to attract and retain the most qualified people to serve on CN's Board and its committees and takes into account the risks and responsibilities of being an effective director. To reflect the Company's extensive operations in the United States and the Company's need to attract and retain directors with experience in doing business in the U.S., the compensation of the non-executive directors of the Company is designed to be comparable to that of large U.S.-based companies.

The Board sets the compensation of non-executive directors based on the Corporate Governance and Nominating Committee's recommendations. This Committee regularly reviews the compensation of non-executive directors and recommends to the Board such adjustments as it considers appropriate and necessary to recognize the workload, time commitment and responsibility of the Board and committee members and to remain competitive with director compensation trends in Canada and the U.S. Any director who is also an employee of the Corporation or any affiliates does not receive any compensation as a director.

The Corporate Governance and Nominating Committee undertook in 2014 a review of compensation arrangements for non-executive directors, which had last been reviewed in 2011. In October 2014, the Corporate Governance and Nominating Committee retained the services of Towers Watson to provide expertise and advice on a compensation market review for the non-executive directors. For this study, the Corporate Governance and Nominating Committee asked Towers Watson to assist in the determination of the appropriate comparator groups for CN non-executive directors, review the level and form of directors' compensation for the comparator groups, and review the trends in level and form of director compensation in Canada and the U.S.

COMPARATOR GROUPS

Towers Watson compared CN's non-executive directors compensation against three separate comparator groups: (i) selected Class I Railroads (see following table) composed of the same companies used for benchmarking the Named Executive Officers' compensation, given CN is one of the Class I Railroads; (ii) a Canadian peer group of companies (see following table) selected by screening for companies with comparable size to CN in terms of revenues and market capitalization, given CN is a Canadian company competing to attract and retain Canadian directors; and (iii) the U.S. companies comprised of the Standard and Poor's 500 Index, given CN's extensive operations in the U.S. and because CN needs to attract and retain several U.S.-based directors. When compared to these comparator groups, Towers Watson indicated that CN's compensation for non-executive directors is well-aligned with the upper end of each of these comparator groups.

Selected Class I Railroads

COMPANY NAME	
Union Pacific Corporation (U.S.)	Norfolk Southern Corporation (U.S.)
Canadian Pacific Railway Ltd. (Cdn.)	CSX Corporation (U.S.)

Canadian Peer Group of Companies

COMPANY NAME	PRIMARY INDUSTRY	COMPANY NAME	PRIMARY INDUSTRY
Agrium Inc.	Chemicals	CGI Group Inc.	IT services
Air Canada	Airlines	Manulife Financial Corporation	Insurance
Bank of Montreal	Banks	Potash Corporation of Saskatchewan	Chemicals
Barrick Gold Corporation	Metals & Mining	Rogers Communications Inc.	Diversified Telecommunication
BCE Inc.	Diversified Telecommunication	Sun Life Financial Inc.	Insurance
Bombardier Inc.	Aerospace & Defense	Suncor Energy Inc.	Oil, Gas and Consumable Fuels
Canadian Imperial Bank of Commerce	Banks	Teck Resources Ltd.	Metals & Mining
Canadian Natural Resources Ltd.	Oil, Gas and Consumable Fuels	Telus Corporation	Diversified Telecommunication
Canadian Pacific Railway Ltd.	Road & Rail	Thomson Reuters Corporation	Media
Canadian Tire Corporation	Multiline Retail	TransCanada Corporation	Oil, Gas and Consumable Fuels
Enovus Energy Inc.	Oil, Gas and Consumable Fuels		

CHANGES TO COMPENSATION

Following the compensation review, the Board, upon the advice of the Corporate Governance and Nominating Committee, approved revisions to non-executive directors' compensation, effective as of January 1, 2015, which consists of the adoption of an all-inclusive annual retainers structure. Board and committee meeting attendance fees as well as travel attendance fees are eliminated and such variable compensation is now included in the existing Board and committee retainers which have been increased slightly given that they now apply regardless of the number of meetings attended by directors and that this new flat fee compensation structure has been set for the next two years. This approach is consistent with compensation trend of the comparator groups, adds predictability of compensation to non-executive directors, and is simpler to administer.

In 2015 directors' compensation moves to a "flat-fee" structure eliminating meeting and travel attendance fees in line with market best practices.

COMPENSATION LEVELS

The following table shows the compensation levels for CN's non-executive directors during 2014, together with the new compensation levels as discussed above, effective as of January 1, 2015 (such new levels to remain the same for two years):

TYPE OF FEE	FEES (U.S.\$) 2014	FEES (U.S.\$) 2015
Board Chair Cash Retainer ⁽¹⁾⁽²⁾	120,000	175,000
Board Chair Share Grant Retainer ⁽¹⁾⁽²⁾	350,000	375,000
Director Cash Retainer ⁽²⁾	15,000	35,000
Director Share Grant Retainer ⁽²⁾	175,000	200,000
Committee Chair Cash Retainers ⁽²⁾		
Audit and HRC Committees Chairs	25,000 ⁽³⁾	75,000
Other Committees Chairs	15,000 ⁽³⁾	65,000
Committee Member Cash Retainer ⁽²⁾	3,500 ⁽⁴⁾	55,000
Board Meeting Attendance Fee	1,500	N/A
Committee Meeting Attendance Fee	1,500	N/A
Travel Attendance Fee ⁽⁵⁾	1,500	N/A

- (1) The Board Chair receives no additional director retainer nor committee chair or committee member retainer.
- (2) Directors (including Board Chair) may choose to receive all or part of their cash retainer in common shares or DSUs (see compensation table below for details) and their common share grant retainer can also be received in DSUs. The common shares are purchased on the open market.
- (3) Committee chairs receive no additional committee chair or committee member retainer in 2014.
- (4) The committee member retainer in 2014 was paid on a per-committee basis.
- (5) Directors are reimbursed for expenses incurred in attending Board and committee meetings.

COMPENSATION TABLE

The table below reflects in detail the compensation earned by non-executive directors in the 12-month period ended December 31, 2014.

NAME OF DIRECTOR	FEES EARNED				SHARE-BASED AWARDS (CS) ⁽³⁾	ALL OTHER COMPENSATION (CS) ⁽⁴⁾	TOTAL (CS)	PERCENTAGE OF TOTAL FEES RECEIVED IN COMMON SHARES AND/OR DSUs ⁽⁶⁾
	DIRECTOR BOARD VICE-CHAIR AND BOARD CHAIR RETAINER (CS) ⁽¹⁾	COMMITTEE CHAIR RETAINER (CS) ⁽¹⁾	COMMITTEE MEMBER RETAINER (CS) ⁽¹⁾	BOARD AND COMMITTEE ATTENDANCE AND TRAVEL FEES (CS) ⁽¹⁾⁽²⁾				
Current Directors								
A. Charles Baillie	16,646	16,646	15,536	61,300	194,198	–	304,326	80%
Donald J. Carty	16,646	18,409	19,420	66,270	194,198	4,970	319,913	72%
Ambassador Gordon D. Giffin	16,568	27,613	14,174	69,584	194,198	1,657	323,794	60%
Edith E. Holiday	16,568	–	19,329	66,270	194,198	–	296,365	66%
V. Maureen Kempston Darkes	16,568	16,568	15,463	67,927	194,198	–	310,724	62%
The Hon. Denis Losier	16,568	20,249	16,752	71,240	194,198	3,314	322,321	60%
The Hon. Edward C. Lumley	16,568	16,568	12,886	62,957	194,198	–	303,177	64%
The Hon. Kevin G. Lynch	11,025	–	12,863	49,703	128,625	–	202,216	75%
James E. O'Connor	16,568	11,045	16,752	69,584	194,198	1,657	309,804	63%
Robert Pace ⁽⁶⁾	92,803	9,204	6,445	67,927	321,481	3,609 ⁽⁵⁾	501,469	82%
Robert L. Phillips	10,952	–	12,778	48,046	127,774	4,970	204,520	74%
Laura Stein	10,894	–	12,710	49,703	127,097	–	200,404	71%
Retired Directors								
Michael R. Armellino ⁽⁷⁾	5,523	5,523	6,443	26,508	64,732	–	108,729	60%
Hugh J. Bolton ⁽⁷⁾	5,523	5,523	5,155	23,195	64,732	–	104,128	62%
David G.A. McLean ⁽⁷⁾	44,180	–	–	23,195	129,465	570 ⁽⁵⁾	197,410	66%
TOTAL	313,600	147,348	186,706	823,409	2,517,490	20,747	4,009,300	69%

- (1) All directors earned compensation in U.S. currency. Compensation received in cash was converted to Canadian dollars using the average rate of exchange of the Bank of Canada for 2014 (U.S.\$1.00 = C\$1.1045). Compensation elected to be received in common shares or DSUs was converted to Canadian dollars using the closing rate of exchange of the Bank of Canada (U.S.\$1.00 = C\$1.1097), on the purchase day (February 3, 2014). Robert Pace's election for such compensation as Chair of the Board was converted to Canadian dollars using the closing rate of exchange of the Bank of Canada on May 13, 2014 (U.S.\$1.00 = C\$1.0910). The Hon. Kevin G. Lynch, Robert L. Phillips and Laura Stein election for such compensation was converted to Canadian dollars using the closing rate of exchange of the Bank of Canada respectively on April 28, 2014 (U.S.\$1.00 = C\$1.1025), on May 5, 2014 (U.S.\$1.00 = C\$1.0952) and on May 7, 2014 (U.S.\$1.00 = C\$1.0894). In addition to the common shares or DSUs received by the directors, the Board Vice-Chair, and the Board Chair, as described in note (3) below, the directors, the Board Vice-Chair and the Board Chair may choose to receive all or part of their cash retainers in common shares or DSUs. The following directors made such election with respect to the amounts set forth beside their names: A. Charles Baillie (C\$48,828), Donald J. Carty (C\$36,066), the Hon. Kevin G. Lynch (C\$23,888), Robert Pace (C\$87,280), Robert L. Phillips (C\$23,730) and Laura Stein (C\$15,861). The amount of cash retainers elected to be received in common shares or DSUs is included in these columns.
- (2) Includes travel fees which amounted to a total of C\$165,675, in aggregate, for all directors.
- (3) Represents a common share grant valued at U.S.\$175,000 received by each non-executive director as part of the Director Retainer, U.S.\$175,000 for the Board Vice-Chair as part of the Board Vice-Chair Retainer, and U.S.\$350,000 for the Board Chair as part of the Board Chair Retainer. Such values were converted to Canadian dollars using the closing rate of exchange of the Bank of Canada (U.S.\$1.00 = C\$1.1097) on February 3, 2014. The Hon. Kevin G. Lynch, Robert L. Phillips and Laura Stein election for such compensation was converted to Canadian dollars using the closing rate of exchange of the Bank of Canada respectively on April 28, 2014 (U.S.\$1.00 = C\$1.1025), on May 5, 2014 (U.S.\$1.00 = C\$1.0952) and on May 7, 2014 (U.S.\$1.00 = C\$1.0894).

- (4) Such values represent committee attendance fees received in cash for attendance to meetings of board committees of which they were not members. Such values were converted to Canadian dollars using the average rate of exchange of the Bank of Canada for 2014 (U.S.\$1.00 = C\$1.1045).
- (5) Includes the value of insurance premiums for 2014. For Robert Pace: for North American emergency protection outside his province of residence, the annual cost to the Company for such benefits was C\$295 (based on an annual premium of C\$1,792). For David G.A. McLean: for insurance premiums for medical and dental coverage in Canada and the U.S., the total cost to the Company was C\$570 (based on total annual premiums of C\$1,841).
- (6) This percentage is calculated by dividing the aggregate of the cash retainer elected by non-executive directors to be received in common shares or DSUs described in note (1) above and the value provided under the share-based awards column, by the value provided under the total column.
- (7) Michael R. Armellino, Hugh J. Bolton and David G.A. McLean retired from the Board on April 23, 2014.
- (8) Robert Pace became Chair of the Board on April 23, 2014. Prior to this date, he had been Board Vice-Chair since April 23, 2013.

SHARE OWNERSHIP

The directors of the Company play a central role in enhancing shareholder value and each has a substantial investment in the Company. The Board has adopted a guideline to the effect that each non-executive director should own, within five years of joining the Board, common shares, Deferred Share Units (“DSUs”) or similar share equivalents of CN, if any, (“CN Securities”) with a value of at least the higher of: (i) C\$500,000, or (ii) three times the aggregate of the annual director retainer (which includes cash and the value of any grant of CN Securities and in the case of the Board Chair, the aggregate of the annual Board Chair retainer in cash and the value of any grant of CN Securities) (the “Minimum Shareholding Requirement”). Each non-executive director is required to continue to hold such value throughout his or her tenure as a director and the CN Securities held to comply with the Minimum Shareholding Requirement shall not be, during the director tenure, the object of specific monetization procedures or other hedging procedures to reduce the exposure related to his or her holding.

Directors are required to be paid at least 50% in the form of equity until they attain their share ownership requirements.

Each non-executive director is required to receive at least 50% of his or her annual director, committee, Board Chair and committee chair cash retainers in CN Securities and may elect to receive up to 100% of such retainers in CN Securities until his or her Minimum Shareholding Requirement is met. Once the Minimum Shareholding Requirement is met, directors may elect to receive up to 100% of such retainers in CN Securities.

Changes to Share Ownership

In connection with the changes made to the compensation structure, effective with this year’s Meeting, the share ownership requirements for non-executive directors include a new feature to the effect that each director is required to continue to hold CN Securities with a value of at least the higher of: (i) C\$250,000 or (ii) 50% of the Minimum Shareholding Requirement, for a period of 2 years after the director leaves the Board.

Approximately 69% of the total annual compensation of the non-executive directors for 2014 was in the form of CN Securities. As of the date hereof, the average value of CN Securities owned by non-executive directors is approximately C\$11.5 million (based on the February 27, 2015, closing price of the common shares of the Company on the Toronto Stock Exchange (C\$86.35), or the New York Stock Exchange (U.S.\$69.14) for U.S. directors).

Directors’ ownership requirement for two years beyond board tenure aligns with longer term stewardship.

SHARE OWNERSHIP TABLE

The following table provides information on the number and the value of common shares and DSUs owned by the Company's current directors as at February 27, 2015, and the amount needed to meet the Minimum Shareholding Requirement.

DIRECTOR	YEAR ⁽¹⁾	NUMBER OF COMMON SHARES OWNED, CONTROLLED OR DIRECTED	2015 TOTAL VALUE OF COMMON SHARES (VALUE AT RISK) ⁽³⁾ (C\$)	NUMBER OF DSUs HELD	2015 TOTAL VALUE OF DSUs (VALUE AT RISK) ⁽³⁾ (C\$)	TOTAL NUMBER OF COMMON SHARES OWNED, CONTROLLED OR DIRECTED AND DSUs ⁽²⁾	2015 TOTAL VALUE OF COMMON SHARES AND DSUs (VALUE AT RISK) ⁽³⁾ (C\$)	GUIDELINE MET OR INVESTMENT REQUIRED TO MEET GUIDELINE (C\$)	VALUE AT RISK AS MULTIPLE OF SHAREHOLDING REQUIREMENT
A. Charles Baillie	2015	207,400	17,908,990	122,330	10,563,196	329,730	28,472,186	✓	32
	2014	207,400		119,166		326,566			
	Variation	–		3,164		3,164			
Donald J. Carty	2015	37,620	3,252,089	19,047	1,646,532	56,667	4,898,621	✓	6
	2014	20,000		18,785		38,785			
	Variation	17,620		262		17,882			
Ambassador Gordon D. Giffin	2015	42,493	3,673,339	44,772	3,870,349	87,265	7,543,688	✓	9
	2014	40,118		43,564		83,682			
	Variation	2,375		1,208		3,583			
Edith E. Holiday	2015	73,341	6,340,017	28,396	2,454,713	101,737	8,794,730	✓	10
	2014	73,341		25,049		98,390			
	Variation	–		3,347		3,347			
V. Maureen Kempston Darkes	2015	127,368	10,998,227	52,096	4,498,490	179,464	15,496,717	✓	18
	2014	124,590		51,379		175,969			
	Variation	2,778		717		3,495			
The Hon. Denis Losier	2015	184,254	15,910,333	104,278	9,004,405	288,532	24,914,738	✓	28
	2014	184,254		99,883		284,137			
	Variation	–		4,395		4,395			
The Hon. Edward C. Lumley	2015	121,370	10,480,300	89,387	7,718,567	210,757	18,198,867	✓	21
	2014	123,370		87,170		210,540			
	Variation	(2,000)		2,217		217			
The Hon. Kevin G. Lynch	2015	–	–	6,752	583,035	6,752	583,035	298,427	0.7
	2014	–		–		–			
	Variation	–		6,752		6,752			
Claude Mongeau	2015	66,503	5,742,534	411,150	35,502,803	477,653	41,245,337	✓	see note 4
	2014	64,496		405,486		469,982			
	Variation	2,007		5,664		7,671			
James E. O'Connor	2015	21,678	1,873,971	–	–	21,678	1,873,971	✓	2
	2014	18,668		–		18,668			
	Variation	3,010		–		3,010			
Robert Pace	2015	200,557	17,318,097	98,567	8,511,260	299,124	25,829,357	✓	13
	2014	191,715		97,211		288,926			
	Variation	8,842		1,356		10,198			
Robert L. Phillips	2015	5,625	485,719	6,752	583,035	12,377	1,068,754	✓	1
	2014	4,125		–		4,125			
	Variation	1,500		6,752		8,252			
Laura Stein	2015	–	–	6,610	571,406	6,610	571,406	310,056	0.6
	2014	–		–		–			
	Variation	–		6,610		6,610			

(1) The number of common shares and DSUs held by each director for 2015 is set out as at February 27, 2015, and for 2014 is set out as at February 28, 2014.

(2) Includes DSUs elected as part of directors compensation and DSUs under the Company's VIDP held by Claude Mongeau.

(3) The total value is based on the February 27, 2015 closing price of the common shares on the Toronto Stock Exchange (C\$86.35) or, for Donald J. Carty, Ambassador Gordon D. Giffin, Edith E. Holiday, James E. O'Connor and Laura Stein, the New York Stock Exchange (U.S.\$69.14) using the closing exchange rate (U.S.\$1.00 = C\$1.2503) on the same date.

(4) For a discussion on Claude Mongeau's shareholding requirements, please see the section "Stock Ownership Status" on p. 49 of this Information Circular.

DIRECTORS' DEFERRED SHARE UNIT PLAN

Subject to the Minimum Shareholding Requirement, directors may elect to receive all or part of their director, committee member, Board Chair, and committee chair cash retainers either in cash, common shares of the Company purchased on the open market or DSUs. They may also elect to receive their common share grant retainer in DSUs. Each DSU entitles the beneficiary thereof to receive upon resignation, retirement or death, one common share of the Company purchased on the open market, plus additional DSUs reflecting dividend equivalents.

Each director has an account where notional DSUs are credited and held until the director leaves the Board. The number of DSUs credited to each director's account is calculated by dividing the elected amount of the director, committee member, Board Chair, and committee chair cash and common share retainers by the common share price on the day the credit is made.

Participants in the DSU Plan are credited additional DSUs that are equivalent to the dividends declared on the Company's common shares. Such additional DSUs are credited to each non-executive director's account on each dividend payment date. The number of DSUs is calculated using the same rate as for the dividends paid on the common shares. When a director leaves the Board, the Company buys the same number of common shares on the open market as the number of DSUs the director holds in the DSU Plan, after deducting appropriate taxes. These shares are then delivered to the former director. All administration costs as well as any brokerage fees associated with the purchase and registration of common shares are paid by CN.

STATEMENT OF CORPORATE GOVERNANCE PRACTICES

GENERAL

We are committed to adhering to the highest standards of corporate governance and our corporate governance practices were designed in a manner consistent with this objective. The role, specific mandate and functioning rules of the Board of Directors and of each of its committees are set forth in our Corporate Governance Manual which was formally approved by the Board of Directors on January 21, 2003, and last amended on March 10, 2015. Our Corporate Governance Manual is available on our website at www.cn.ca, under Delivering Responsibly/Governance. It is revised regularly with a view of continually improving our practices by assessing their effectiveness and comparing them with evolving practices, changing circumstances and our needs. Our Corporate Governance Manual forms part of the documentation given to all persons elected or appointed to the Board of Directors.

As a Canadian reporting issuer with securities listed on the Toronto Stock Exchange ("TSX") and the New York Stock Exchange ("NYSE"), our corporate governance practices comply with applicable rules adopted by the Canadian Securities Administrators (the "CSA"), applicable provisions of the U.S. *Sarbanes-Oxley Act* of 2002 (the "Sarbanes-Oxley Act") and related rules of the U.S. Securities and Exchange Commission ("SEC"). We are exempted from complying with many of the NYSE corporate governance rules, provided that we comply with Canadian governance requirements. Except as summarized on our website at www.cn.ca, under Delivering Responsibly/Governance, our governance practices comply with the NYSE corporate governance rules in all significant respects.

The CSA adopted, in June 2005, National Instrument 58-101—Disclosure of Corporate Governance Practices (as amended from time to time, the "Disclosure Instrument") and National Policy 58-201—Corporate Governance Guidelines (as amended from time to time, the "Governance Policy"). The Governance Policy provides guidance on governance practices to Canadian issuers, while the Disclosure Instrument requires issuers to make the prescribed disclosure regarding their own governance practices. The Company believes that its corporate governance practices meet and exceed the requirements of the Disclosure Instrument and the Governance Policy. The text set forth hereunder refers to the items of the Disclosure Instrument as well as to the guidelines of the Governance Policy, where applicable. The Company also refers, where appropriate, to the NYSE Corporate Governance Standards (the "NYSE Standards").

The Board of Directors is of the opinion that the Company's corporate governance practices are well designed to assist the Company in achieving its principal corporate objective, which is the enhancement of shareholder value. The mandate of the Board is set out in Schedule "A" to this Information Circular. The Board of Directors has approved the disclosure of the Company's governance practices described below, on the recommendation of the Corporate Governance and Nominating Committee.

The role, mandate and rules of the Board of Directors and of its committees are set forth in our corporate governance manual, a detailed document available on our website. CN is one of the few issuers in Canada with such a comprehensive governance manual publicly available.

CODE OF BUSINESS CONDUCT

The Board of Directors reviews and updates our Code of Business Conduct to ensure that it is consistent with current industry trends and standards; clearly communicates CN's organizational mission, values, and principles; and, most importantly, serves as a reference guide for employees to support everyday decision making. The Code is applicable to directors, officers and employees of CN. It addresses many important matters, including conflicts of interest, protection and proper use of corporate assets and opportunities, confidentiality of corporate information, fair dealing, compliance with laws and reporting of any illegal or unethical behaviour. No waiver has ever been granted to a director or executive officer in connection therewith. The Code of Business Conduct is available on our website at www.cn.ca, under Delivering Responsibly/Governance and in print to any shareholder who requests a copy by contacting our Corporate Secretary. The Code has also been filed with the Canadian and U.S. securities regulatory authorities.

The Board, through its Corporate Governance and Nominating Committee, reviews, monitors and oversees the disclosure relating to the Company's Code of Business Conduct. Each year, management reports to such committee on the implementation of the Code of Business Conduct within the organization and on any material contravention of the Code of Business Conduct by employees of the Company.

The Board requests that every director disclose any direct or indirect interest he or she has in any organization, business or association, which could place the director in a conflict of interest. Every year, a questionnaire is sent to each director to ensure that the director is in no such conflict that has not been disclosed. Should there be a discussion or decision relating to an organization, business or association in which a director has an interest, the Board will request that such director not participate or vote in any such discussion or decision.

The Company believes that ethical business conduct is an important part of its success. Hence, the mandate of the Board attached as Schedule "A" to this Information Circular states that the Board has the responsibility for overseeing management in the competent and ethical operation of the Company. As part of the Company's Code of Business Conduct, employees are also required to avoid outside interests that may impair or appear to impair the effective performance of their responsibilities to the Company, and be fair and impartial in all dealings with customers, suppliers and partners. A key person in the implementation of the Company's Code of Business Conduct is CN's Ombudsman, who presents reports to the Corporate Governance and Nominating Committee. The office of the Ombudsman offers a confidential, neutral and informal avenue which facilitates fair and equitable resolutions to concerns arising within the Company.

The Board of Directors has adopted procedures allowing interested parties to communicate directly with the Board Chair.

The Board of Directors also adopted procedures allowing interested parties (i) to submit accounting and auditing complaints or concerns to us and (ii) to communicate directly with the Board Chair, who presides over all non-executive director sessions. These procedures are described on our website at www.cn.ca, under Delivering Responsibly/Governance. The Code of Business Conduct provides that concerns of employees regarding any potential or real wrongdoing in terms of accounting or auditing matters may be submitted confidentially through CN's Hotline.

INDEPENDENCE OF DIRECTORS

To better align the interests of the Board of Directors with those of our shareholders, all of the nominees for election to the Board of Directors, except our President and Chief Executive Officer, are independent. In determining whether a director is an independent director, the Board of Directors applies the standards developed by the Canadian securities regulatory authorities, the NYSE and the additional standards adopted by the Board. These standards are set out in CN's Corporate Governance Manual which is available on our website at www.cn.ca, under Delivering Responsibly/Governance.

As shown in the following table, 10 of the 11 nominees for election to the Board of Directors are independent:

NAME	INDEPENDENCE STATUS		REASON FOR NON-INDEPENDENCE STATUS
	INDEPENDENT	NOT INDEPENDENT	
Donald J. Carty	✓		
Ambassador Gordon D. Giffin	✓		
Edith E. Holiday	✓		
V. Maureen Kempston Darkes	✓		
The Hon. Denis Losier	✓		
The Hon. Kevin G. Lynch	✓		
Claude Mongeau		✓	President and Chief Executive Officer of the Company
James E. O'Connor	✓		
Robert Pace	✓		
Robert L. Phillips	✓		
Laura Stein	✓		

INDEPENDENT CHAIR OF THE BOARD

The Company's Board has been led by a non-executive Chair since it became public in 1995 and we believe that the separation of the positions of President and Chief Executive Officer and Chair of the Board contributes to allowing the Board to function independently of management. Hence, our Corporate Governance Manual provides that the Board Chair must be an independent director who is designated by the Board. Mr. Robert Pace is the independent Board Chair. The Corporate Governance Manual describes the responsibilities of the Chair of the Board. The key role of the Board Chair is to take all reasonable measures to ensure that the Board (i) has structures and procedures in place to enable it to function independently of management; (ii) carries out its responsibilities effectively; and (iii) clearly understands and respects the boundaries between the responsibilities of the Board and those of management. Mr. Pace became Chair of the Board on April 23, 2014.

10 of the 11 nominees for election to the Board of Directors are independent.

POSITION DESCRIPTIONS

Our Corporate Governance Manual includes position descriptions for the Board Chair and the Committee Chairs, as well as a position description for the President and Chief Executive Officer of the Company.

COMMITTEES OF THE BOARD

Given our size, the nature and geographical scope of our activities and the great number of laws and regulations to which we are subject, the Board of Directors has subdivided its supervision mandate into six areas and has established committees that have certain responsibilities for such areas. These committees are the Audit Committee, the Finance Committee, the Corporate Governance and Nominating Committee, the Human Resources and Compensation Committee, the Environment, Safety and Security Committee and the Strategic Planning Committee and their charters are available as part of CN's Corporate Governance Manual. The Board of Directors also established the Investment Committee of CN's Pension Trust Funds and the Donations and Sponsorships Committee, which are mixed committees composed of members of the Board of Directors as well as officers of the Company. All committees report to the Board of Directors and, subject to certain limited exceptions, there are no standing delegations of the Board of Directors' decision-making authority to committees.

Schedule "B" to this Information Circular provides reports on the activities of each Board Committee.

The following is a brief summary of the mandate of each committee of the Board of Directors.

Audit Committee

The Audit Committee has the responsibility of overseeing the Company's financial reporting, monitoring risk management, internal controls and internal and external auditors. The mandate of the Audit Committee is further described in the section entitled "Statement of Corporate Governance Practices—Audit Committee Disclosure" on page 32 of this Information Circular and in the charter of such committee which is included in our Corporate Governance Manual. The charter of the Audit Committee provides that such Committee must be composed solely of independent directors. As at February 27, 2015, all members of the Audit Committee are independent.

Finance Committee

The Finance Committee has the responsibility of overseeing the Company's financial policies, and authorizing, approving and recommending financial activities. As part of these responsibilities, the Finance Committee provides oversight with respect to our capital structure, dividend policy, share repurchase program, cash flows and key financial ratios, reviews the opportunities and parameters for debt or equity financing, reviews financing documents and, within the scope of its authority levels established by the Board, may authorize the borrowing of money, the issuing of debt securities or other forms of financing, and makes recommendations to the Board thereon. The responsibilities, powers and operation of the Finance Committee are further described in the charter of such Committee which is included in our Corporate Governance Manual.

Corporate Governance and Nominating Committee

The Corporate Governance and Nominating Committee has the responsibility of monitoring the composition of the Board of Directors and its committees and overseeing corporate governance matters. As part of its responsibilities, the Corporate Governance and Nominating Committee develops, reviews and monitors criteria for selecting directors, including required or desired competencies and skills to improve the Board of Directors and, in consultation with the Board Chair, identifies candidates qualified to become Board members.

This Committee reviews the corporate governance guidelines applicable to the Company, recommends any change that should be made thereto and monitors the disclosure of its practices. The responsibilities, powers and operation of the Corporate Governance and Nominating Committee are further described in the charter of such Committee which is included in our Corporate Governance Manual.

The charter of the Corporate Governance and Nominating Committee provides that such Committee must be composed solely of independent directors. As at February 27, 2015, all members of the Corporate Governance and Nominating Committee are independent.

Human Resources and Compensation Committee

The Human Resources and Compensation Committee has the responsibility of monitoring executive management's performance assessment and succession planning. This Committee also has the mandate to review human resources practices by ensuring, amongst other things, that appropriate human resources systems are in place so that the Company can attract, motivate and retain the quality of personnel required to meet its business objectives. The mandate of the Human Resources and Compensation Committee is further described in the section entitled "Statement of Executive Compensation—Human Resources and Compensation Committee" on page 36 of this Information Circular and in the charter of such Committee which is included in our Corporate Governance Manual. The charter of the Human Resources and Compensation Committee provides that such Committee must be composed solely of independent directors. As at February 27, 2015, all members of the Human Resources and Compensation Committee are independent.

The Board has adopted a policy, which is included in our Corporate Governance Manual, that no more than one in three members of the Human Resources and Compensation Committee shall be a sitting CEO of another company, at least one member shall be experienced in executive compensation, and the President and CEO of the Company shall be excluded from the Committee member selection process.

Reference is also made to the subsection entitled "Statement of Executive Compensation—Human Resources and Compensation Committee—Executive and Board Compensation Consultants" on page 38 of this Information Circular for disclosure in respect of executive compensation consultants.

Environment, Safety and Security Committee

The Environment, Safety and Security Committee has the responsibility, amongst other things, of overseeing the development and implementation of environmental, safety and security policies, assessing environmental, safety and security practices, and reviewing the Company's business plan to ascertain whether environmental, safety and security issues are adequately taken into consideration. The responsibilities, powers and operation of the Environment, Safety and Security Committee are further described in the charter of such Committee which is included in our Corporate Governance Manual.

Strategic Planning Committee

The Strategic Planning Committee, which is composed of all of the Company's Board Members, focuses on financial and strategic issues, including the review of the key assumptions, as well as the economic, business, regulatory and competitive conditions underlying the Company's business plan. It also reviews, with the President and Chief Executive Officer and other appropriate executive officers, the Company's business plan and capital budget prior to their formal approval by the Board of Directors. The responsibilities, powers and operation of the Strategic Planning Committee are further described in the charter of such Committee which is included in our Corporate Governance Manual.

Investment Committee of CN's Pension Trust Funds

The Investment Committee of CN's Pension Trust Funds, which is a mixed committee composed of directors and officers, has the responsibility, amongst other things, of reviewing the activities of the CN Investment Division, reviewing and approving the CN Investment Incentive Plan and award payouts thereunder, advising the CN Investment Division on investment of assets of CN's Pension Trust Funds and approving certain of the investments made by CN's Pension Trust Funds. The responsibilities, powers and operation of the Investment Committee of CN's Pension Trust Funds are further described in the charter of such Committee which is included in our Corporate Governance Manual.

Donations and Sponsorships Committee

The Donations and Sponsorships Committee, which is a mixed committee composed of directors and officers, has the responsibility, amongst other things, of developing a donations and sponsorships strategy and for reviewing and approving donation and sponsorship requests. The responsibilities, powers and operation of the Donations and Sponsorships Committee are further described in the charter of such Committee which is included in our Corporate Governance Manual.

RISK MANAGEMENT OVERSIGHT

At CN, the Board is entrusted with the responsibility for identifying and overseeing the significant risks to which CN's business is exposed and ensuring there are processes in place to effectively identify, monitor and manage them. These processes seek to mitigate risk. A significant risk is generally defined as an exposure that has the potential to materially impact CN's ability to meet or support its business objectives. The Board delegates responsibility for the execution of certain elements of the risk oversight program to committees of the Board in order to ensure appropriate expertise, attention and diligence, and reports to the Board in the ordinary course.

The Board has strong processes in place to identify and monitor the significant risks to which CN is exposed.

Management undertakes an enterprise-wide process to identify, classify, assess and report on CN's significant risks and mitigation strategies. For a detailed explanation of the material risks applicable to CN and its affiliates, see the section entitled "Business risks" in CN's Management's Discussion and Analysis dated February 2, 2015 included in CN's 2014 Annual Report, available on SEDAR at www.sedar.com, on EDGAR at www.sec.gov and on CN's website at www.cn.ca.

Risk information is reviewed by committees of the Board and/or the Board throughout the year and Company Officers present updates on the execution of business strategies, risks and mitigation activities. The Audit Committee is responsible for ensuring that appropriate risk management processes are in place across the organization and it considers the effectiveness of the operation of CN's internal control procedures and reviews reports from CN's internal and external auditors. As part of its risk management process activities, the Audit Committee ensures that significant risks identified are referred to a Board committee or the Board for oversight, as appropriate. Specifically, the Audit Committee reviews the Company's risk assessment and risk management policies including information technology risk management, business interruption management, and assists the Board with the oversight of the Company's compliance with applicable legal and regulatory requirements. From a financial perspective, the Company is exposed to various risks such as customer credit risk, commodity price risk, interest rate risk, foreign currency risk, and liquidity risk. To manage these risks, CN follows a financial risk management framework, which is monitored and approved by the Finance Committee, with a goal of maintaining a strong balance sheet, optimizing earnings per share and free cash flow, financing CN's operations at an optimal cost of capital and preserving the Company's liquidity. The Finance Committee, as part of its responsibility to review CN's liquidity position, also oversees pension funding risks. The Human Resources and Compensation Committee considers risks relating to compensation, succession planning and CN's employee benefit obligations while the Environment, Safety and Security Committee considers risks related to environment, health and safety, and security.

BOARD AND COMMITTEE MEETINGS

Process

The Board Chair, in collaboration with the Corporate Secretary, has the responsibility of establishing a schedule for the meetings of the Board of Directors and its committees. During this process, the Corporate Secretary, in collaboration with the Board and committee chairs and the appropriate executive officers, establishes Board and committee working plans for the year. We believe that proceeding in this manner helps in the preparation of in-depth presentations conducive to meaningful information sessions and discussions while allowing management to plan ahead. If, during the course of the year, events or circumstances require Board or committee action or consideration, additional meetings are called. The total number of meetings and the attendance record for each director for all board and committee meetings held during the course of 2014 are set out in the section entitled "Nominees for Election to the Board—Board and Committee Attendance" of this Information Circular.

Board and Committee working plans are established for the year.

Communication regularly takes place between the Board Chair and the President and Chief Executive Officer and, through the Office of the Corporate Secretary, between executive officers having responsibilities for matters placed under the supervision of particular committees and the Chairs of such committees. This open communication ensures that all meaningful information concerning the affairs and progress of the Company are transmitted to those members of the Board of Directors or committees having special supervisory responsibilities.

In Camera Meetings

The independent Board members meet before or after every regular in-person meeting of the Board of Directors in *in camera* sessions, without the presence of management and under the chairmanship of the Board Chair. During the financial year ended December 31, 2014, there were 9 *in camera* sessions that were attended exclusively by non-executive directors.

In camera sessions are held by independent board members at every regular in-person meeting of the board of directors.

BOARD AND COMMITTEE ATTENDANCE

Attendance Table

The following tables show the record of attendance by director at meetings of the Board and its committees, as well as the number of Board and Board committee meetings held during the 12-month period ended December 31, 2014.

DIRECTOR ⁽¹⁾	NUMBER AND % OF MEETINGS ATTENDED										
	BOARD	AUDIT COMMITTEE	CORPORATE GOVERNANCE AND NOMINATING COMMITTEE	DONATIONS AND SPONSORSHIPS COMMITTEE	ENVIRONMENT, SAFETY AND SECURITY COMMITTEE	FINANCE COMMITTEE	HUMAN RESOURCES AND COMPENSATION COMMITTEE	INVESTMENT COMMITTEE OF CN'S PENSION TRUST FUNDS	STRATEGIC PLANNING COMMITTEE	COMMITTEES (TOTAL)	OVERALL ATTENDANCE
A. Charles Baillie ⁽²⁾	9/9 (100%)	–	2/2	–	–	7/7 (Chair)	5/5	4/4	3/3	21/21 (100%)	30/30 (100%)
Donald J. Carty ⁽³⁾	9/9 (100%)	5/5 (Chair)	5/5	–	3/3	3/3	3/3	1/1	3/3	23/23 (100%)	32/32 (100%)
Ambassador Gordon D. Giffin ⁽⁴⁾	9/9 (100%)	5/5	–	3/3	2/2	3/3	5/5 (Chair)	4/4	3/3	25/25 (100%)	34/34 (100%)
Edith E. Holiday	9/9 (100%)	–	5/5	–	–	7/7	5/5	4/4	3/3	24/24 (100%)	33/33 (100%)
V. Maureen Kempston Darkes ⁽⁵⁾	9/9 (100%)	3/3	3/3	–	5/5 (Chair)	4/4	5/5	1/1	3/3	24/24 (100%)	33/33 (100%)
The Hon. Denis Losier ⁽⁶⁾	9/9 (100%)	5/5	5/5 (Chair)	1/1	2/2	–	5/5	4/4	3/3	25/25 (100%)	34/34 (100%)
The Hon. Edward C. Lumley ⁽⁷⁾	9/9 (100%)	–	2/2	–	–	7/7	5/5	4/4 (Chair)	3/3	21/21 (100%)	30/30 (100%)
The Hon. Kevin G. Lynch ⁽⁸⁾	7/7 (100%)	–	3/3	–	3/3	5/5	3/3	–	3/3	17/17 (100%)	24/24 (100%)
Claude Mongeau ⁽⁹⁾	9/9 (100%)	–	–	3/3 (Chair)	–	–	–	1/1	3/3	7/7 (100%)	16/16 (100%)
James E. O'Connor ⁽¹⁰⁾	9/9 (100%)	5/5	–	–	5/5	7/7	3/3	1/1	3/3 (Chair)	24/24 (100%)	33/33 (100%)
Robert Pace ⁽¹¹⁾	9/9 (100%) (Chair)	3/3	5/5	3/3	3/3	–	5/5	1/1	3/3	23/23 (100%)	32/32 (100%)
Robert L. Phillips ⁽¹²⁾	7/7 (100%)	3/3	3/3	–	3/3	–	3/3	–	3/3	15/15 (100%)	22/22 (100%)
Laura Stein ⁽¹³⁾	7/7 (100%)	3/3	–	–	3/3	5/5	3/3	–	3/3	17/17 (100%)	24/24 (100%)

- (1) In addition to committee members, all non-executive board members attended on a non-voting basis the January 2014 meeting of the Human Resources and Compensation Committee. The following directors who did not sit on the Finance Committee attended the October meeting on a non-voting basis: Donald J. Carty, Ambassador Gordon D. Giffin, The Hon. Denis Losier, Robert L. Phillips and Robert Pace. The following directors also attended the November Finance Committee meeting on a non-voting basis: Donald J. Carty, The Hon. Denis Losier and Robert L. Phillips. Messrs. Robert Pace and Robert L. Phillips also attended the April Finance Committee meeting.
- (2) A. Charles Baillie stepped down as member of the Corporate Governance and Nominating Committee on April 23, 2014.
- (3) Donald J. Carty became Chair of the Audit Committee, member of the Environment, Safety and Security Committee, member of the Human Resources and Compensation Committee and stepped down as member of the Finance Committee and of the Investment Committee of CN's Pension Trust Funds on April 23, 2014.
- (4) Ambassador Gordon D. Giffin stepped down as member of the Finance Committee and of the Environment, Safety and Security Committee on April 23, 2014.
- (5) V. Maureen Kempston Darkes became a member of the Finance Committee, member of the Corporate Governance and Nominating Committee and stepped down as member of the Audit Committee and of the Investment Committee of CN's Pension Trust Funds on April 23, 2014.
- (6) The Hon. Denis Losier became Chair of the Corporate Governance and Nominating Committee and remained member of the Audit Committee. He stepped down as a member of Donations and Sponsorships Committee and of the Environment, Safety and Security Committee on April 23, 2014.
- (7) The Hon. Edward C. Lumley stepped down as member of the Corporate Governance and Nominating Committee on April 23, 2014.
- (8) The Hon. Kevin G. Lynch became a member of the Finance Committee, member of the Corporate Governance and Nominating Committee, member of the Environment, Safety and Security Committee, member of the Human Resources and Compensation Committee and member of the Strategic Planning Committee on April 23, 2014.
- (9) In addition to committee members, Claude Mongeau attended five Audit Committee meetings, five Corporate Governance and Nominating Committee meetings, five Environment, Safety and Security Committee meetings, six Finance Committee meetings and five Human Resources and Compensation Committee meetings on a non-voting basis. Mr. Mongeau stepped down as member of the Investment Committee of CN's Pension Trust Funds on April 23, 2014.
- (10) James E. O'Connor became Chair of the Strategic Planning Committee, member of the Human Resources and Compensation Committee and stepped down as member of the Investment Committee of CN's Pension Trust Funds on April 23, 2014.
- (11) Robert Pace became Chair of the Board and member of the Environment, Safety and Security Committee and stepped down as member of the Audit Committee and of the Investment Committee of CN's Pension Trust Funds on April 23, 2014.
- (12) Robert L. Phillips became a member of the Audit Committee, member of the Corporate Governance and Nominating Committee, member of the Environment, Safety and Security Committee, member of the Human Resources and Compensation Committee and member of the Strategic Planning Committee on April 23, 2014.
- (13) Laura Stein became a member of the Audit Committee, member of the Finance Committee, member of the Environment, Safety and Security Committee, member of the Human Resources and Compensation Committee and member of the Strategic Planning Committee on April 23, 2014.

Meetings Held Table

BOARD AND BOARD COMMITTEE MEETINGS	NUMBER OF MEETINGS HELD IN 2014
Board	9
Audit Committee	5
Corporate Governance and Nominating Committee	5
Donations and Sponsorships Committee	3
Environment, Safety and Security Committee	5
Finance Committee	7
Human Resources and Compensation Committee	5
Investment Committee of CN's Pension Trust Funds	4
Strategic Planning Committee	3

DIRECTOR SELECTION

Review of Credentials

In consultation with the Board Chair, the Corporate Governance and Nominating Committee annually reviews the credentials of nominees for election or re-election as members of the Board of Directors. It considers their qualifications, the validity of the credentials underlying each nomination, and, for nominees who are already directors of the Company, an evaluation of their effectiveness and performance as members of the Board of Directors, including their attendance at Board and committee meetings. Board and Board committee members are expected to attend all meetings. As stated in our Corporate Governance Manual, any director who has attended less than 75% of meetings of the Board or meetings of committees on which they sit, for more than two consecutive years, without a valid reason for the absences, will not be renominated. The Corporate Governance and Nominating Committee monitors and is constantly on the lookout for new candidates for nomination to the Board of Directors and is mindful of the mandatory retirement dates of current directors.

Any director who has attended less than 75% of Board or committee meetings for more than two years without a valid reason will not be renominated.

Competency Matrix

The Corporate Governance and Nominating Committee, together with the Board Chair, is responsible for determining the needs of the Board in the long term and identifying new candidates to stand as nominees for election or appointment as directors. The last few years, the Corporate Governance and Nominating Committee and the Board Chair focused on board renewal and succession in light of upcoming director retirements, with a view to expanding and completing the Board's overall expertise in certain areas. The Board Chair and the Corporate Governance and Nominating Committee continue to engage in an on-going, in-depth succession planning process. Board renewal and succession has been an item at most meetings of the Corporate Governance and Nominating Committee. In proposing the list of Board nominees, the Board of Directors is guided by the process described in our Corporate Governance Manual. As part of the process, the Board Chair, in consultation with the Corporate Governance and Nominating Committee, develops a competency matrix based on knowledge areas, types of expertise, gender and geographical representation, and identifies any gaps to be addressed in the director nomination process. The Board ensures that the skill set developed by directors, through their business expertise and experience, meets the needs of the Board. The Board also gives careful consideration to factors such as age, diversity (including gender), geographical location, competencies and experience of current directors, the suitability and performance of directors proposed for election, as well as his or her independence, qualifications, financial acumen, business judgment and board dynamics. This competency matrix is reviewed regularly by the Board Chair with Board members, and is updated as may be required.

The Corporate Governance and Nominating Committee regularly reviews its competency matrix in light of upcoming director retirements, with a view of expanding the Board's overall experience and expertise and filling any gaps so that the needs of the Board are met. The Committee and the Board have approved the matrix set out on page 26 of this Information Circular.

In order to assist the Corporate Governance and Nominating Committee and the Board Chair in recommending candidates to become directors of CN, the Corporate Governance and Nominating Committee has constituted, together with the Board Chair, an evergreen list of potential Board candidates, which it updates from time to time. Prior to nominating a new director for election or appointment, the Board Chair and the Chief Executive Officer meet with the candidate to discuss his or her interest and willingness to serve on CN's Board, potential conflicts of interest, and his or her ability to devote sufficient time and energy to the Board of Directors.

This sustained and rigorous process in which CN attracts and recruits new members to its Board ultimately brings new perspectives and energy to the Board.

See following section on "Board Diversity" for additional information on director selection process.

An evergreen list of potential board candidates is maintained and updated from time to time.

The following table identifies the competencies of each nominee for election to the Board of Directors, together with their gender, age range and tenure at CN.

NAME OF DIRECTOR	COMPETENCIES ⁽¹⁾								GENDER	AGE RANGE			TENURE AT CN			
	SALES / MARKETING	FINANCE / ACCOUNTING	LEGAL	STRATEGY	HUMAN RESOURCES	ENGINEERING / ENVIRONMENT	TRANSPORT INDUSTRY / SAFETY	PUBLIC POLICY		59 AND UNDER	60-65	66-75	0-5 YEARS	6-10 YEARS	11-15 YEARS	16 + YEARS
Donald J. Carty	•	•		•	•	•	•	•	M			•	•			
Ambassador Gordon D. Giffin	•	•	•	•	•		•	•	M		•				•	
Edith E. Holiday	•	•	•	•	•		•	•	F		•				•	
V. Maureen Kempston Darkes	•	•	•	•	•	•	•	•	F			•				•
The Honorable Denis Losier	•	•		•	•		•	•	M		•					•
The Honorable Kevin G. Lynch	•	•		•	•		•	•	M		•		•			
Claude Mongeau	•	•		•	•	•	•	•	M	•				•		
James E. O'Connor	•	•		•	•	•	•	•	M		•		•			
Robert Pace	•	•	•	•	•	•	•	•	M		•					•
Robert L. Phillips	•	•	•	•	•	•	•	•	M		•		•			
Laura Stein	•	•	•	•	•	•	•	•	F	•			•			

(1) Definition of competencies:

- **Sales/Marketing:** Experience as a senior executive in a product, service or distribution company; experience in supply chain management and strong knowledge of CN's markets, customers and strategy.
- **Finance/Accounting:** Experience in corporate finance, overseeing complex financial transactions, investment management; experience in financial accounting and reporting, auditing, and internal controls.
- **Legal:** Experience as a senior practicing lawyer either in private practice or the legal department of a major public entity.
- **Strategy:** Experience in strategic planning and leading growth for a major public entity.
- **Human Resources:** Experience in oversight of compensation programs, particularly compensation programs for executive level employees and incentive based compensation programs and experience with talent management, succession planning, leadership development and executive recruitment.
- **Engineering/Environment:** Thorough understanding of the operations of the transportation industry (particularly the rail industry), environmental issues and transportation industry regulations.
- **Transport Industry/Safety:** Knowledge and experience in the transportation industry, including strategic context and business and safety issues facing the transportation industry.
- **Public Policy:** Experience in, or a strong understanding of, the workings of government and public policy in Canada and the United States.

Board Diversity

In an increasingly complex global marketplace, the ability to draw on a wide-range of viewpoints, backgrounds, skills, and experience is critical to the Company's success. Further, director and nominee diversity helps to ensure that a wide-variety of different perspectives are brought to bear on issues, while enhancing the likelihood that proposed solutions will be nuanced and comprehensive. The Board believes that diversity is an important attribute of a well-functioning board. In selecting qualified candidates to serve as directors of the Company, a wide-range of aspects of diversity are considered, including gender, race, ethnicity, culture, and geography and measures ensuring that the Board, as a whole, reflects a range of viewpoints, backgrounds, skills, experience and expertise.

CN believes that diversity, including gender diversity, at the board and executive officer levels of corporate leadership (and at all levels of the Company), can provide a number of potential benefits, including:

On March 10, 2015 the Board adopted a target of having a minimum representation of one-third of the Board by women by 2017.

- access to a significant part of the potential relevant talent pool that can contribute to and lead in a variety of technical and other functional areas;

- unique and tangible contributions, resulting from different perspectives, experiences, concerns and sensibilities, in product development, marketing, customer relations, mentoring and employee relations in a world of diverse customers and workforces;
- the potential for richer discussion and debate at the executive and board level (and at other levels of management) that may ultimately increase effectiveness in their decision-making and advising functions;
- executive teams and boards with diverse backgrounds increase the likelihood that the perspectives and concerns of all stakeholders are represented in discussions; and
- signaling CN's values to various stakeholders, including employees at all levels, shareholders, customers, communities, regulators and other government officials, and the public.

The Corporate Governance and Nominating Committee has developed a set of criteria for Board membership that strives to attain a diversity of background and skills for the Board.

In the process of searching for qualified persons to serve on the Board, the Corporate Governance and Nominating Committee strives for the inclusion of diverse groups, knowledge, and viewpoints. To accomplish this, the Corporate Governance and Nominating Committee may retain an executive search firm to help meet the Board's diversity objective. In connection with its efforts to create and maintain a diverse Board, the Corporate Governance and Nominating Committee has:

- developed recruitment protocols that seek to include diverse candidates in any director search. These protocols take into account that qualified candidates may be found in a broad array of organizations, including academic institutions, privately held businesses, nonprofit organizations, professions such as accounting, human resources and legal services and trade associations, in addition to the traditional candidate pool of corporate directors and officers;
- strived to use, to their fullest potential, the current network of organizations and trade groups that may help identify diverse candidates and may rely on executive search firms to identify diversity candidates as well; and
- periodically reviewed director recruitment and selection protocols so that diversity remains a component of any director search.

Board Diversity Policy

CN believes that increasing the diversity of the Board to reflect the communities and customers CN serves is essential in maintaining a competitive focus. Increased board diversity can contribute to enhanced performance, ensuring the presence of valuable capabilities that non-diverse boards lack, and changing board dynamics in positive ways such as by enhancing the board's ability to handle conflict with a wider disparity of viewpoints among directors from more varied backgrounds. CN also believes that a diverse board signals that diverse perspectives are important to the Company, and that CN is committed to inclusion, not only in principle but also in practice. Further, as a result of CN's commitment to diversity CN has access to a wider pool of talent and a broader mix of leadership skills.

On March 10, 2015, the Corporate Governance and Nominating Committee recommended, and the Board approved, a diversity policy for the Board. It provides that the Corporate Governance and Nominating Committee, which is responsible for recommending director nominees to the Board, will consider candidates on merit, based on a balance of skills, background, experience and knowledge. In identifying the highest quality directors, the Committee will take into account diversity considerations such as gender, age and ethnicity, with a view of ensuring that the Board benefits from a broader range of perspectives and relevant experience. The Committee will also set measurable objectives for achieving diversity and recommend them to the Board for adoption on an annual basis. Pursuant to the policy, the Board adopted a target of having a minimum representation of one-third of the Board by women, by 2017. The Board Diversity Policy is available on our website at www.cn.ca, under Delivering Responsibly/Governance.

In addition, the Corporate Governance and Nominating Committee considers the level of representation of women on the Board by overseeing the selection process and ensuring that sufficient numbers of women and other diverse candidates are included in the slate of candidates for Board of Directors consideration. Following the Board's discussion in 2012 about the importance of diversity to the Board, CN recruited Laura Stein who has a strong public company background in ethics and compliance, corporate communications, crisis management, risk

management, finance and internal audit matters. Laura Stein was elected to the board as of April 23, 2014, increasing the total number of women on the Board to three, or 27% of the Board nominees in 2015.

Diversity and Senior Management

The Company is committed to having a diverse senior management group which offers a depth of perspectives and enhances the Company's operations.

In fulfilling part of its oversight role, the Human Resources and Compensation Committee has reviewed CN's integrated approach to executive and high-potential talent management and succession planning, ensuring a pipeline of leaders is in place to drive both short and long-term performance. The Committee considered processes and practices for leadership development and reviewed the depth of succession pools for senior leadership roles across the Company.

In this regard, CN has developed and implemented a number of Company-wide and innovative diversity initiatives relating to women. These initiatives provide training, development and mentorship opportunities to assist female employees at CN to:

- understand opportunities for personal and professional growth within the Company;
- further develop their confidence in operations;
- build strong partnerships with fellow employees and communities where CN has operations; and
- gain access to mentoring and networking opportunities.

Company-wide diversity hiring targets have been established in Canada. In 2014, our "Women in Operations Council" was launched with strong executive level sponsorship. In 2015, internships will be expanded to provide additional learning opportunities for women. With upcoming retirements and development actions, we will have the opportunity to place diverse talent at more senior levels. These actions, in line with our continuing education and training initiatives, create additional positions for diversity within our organization. In 2014, approximately 19% of promotions in Canada were filled by women (women represent 10% of our Canadian employees overall). The number of women hired in skilled trade positions has more than doubled on a year-over-year basis.

As at December 31, 2014, four of CN's 28 executive officers were women, representing 14% of the executive officer population. Although no gender diversity targets have been established specifically for senior executive positions, CN promotes an inclusive and diverse hiring approach that supports the recruitment of female candidates and provides opportunities for their advancement. Specific targets or quotas for gender diversity are not currently used for senior executive positions as appointments are based on a balance of criteria, including merit, experience and competency of the individual at the relevant time. Nonetheless, executive officer appointments are reviewed with our diversity and talent management objectives in mind, including the level of representation of women in executive officer positions.

CN's commitment to diversity and inclusion initiatives focuses on the following areas: minorities, women, persons with disabilities, aboriginals in Canada and veterans in the U.S. In 2014, approximately 26% of CN's new employees in Canada and 23% in the U.S. were hired from these segments.

Supported by executive management and the Board, these initiatives represent the Board's and CN's commitment to diversity and inclusion across the Company.

Common Directorships

With a view to further strengthen directors' independence, the Board has adopted a policy pursuant to which a director shall not accept the invitation to join an outside board on which a director of CN already sits without previously obtaining the approval of the Corporate Governance and Nominating Committee. In addition, the Board has adopted a policy, which is included in our Corporate Governance Manual, to the effect that no more than two of the Company's directors should generally serve on the same outside board or outside board committee.

As of February 27, 2015, no members of our Board of Directors served together on the boards of other public companies.

Number of Directorships

CN recognizes that Board membership requires a significant dedication of time. As a result, the number of boards on which an individual can serve is necessarily limited. With a view to taking reasonable steps to ensure the ability of each candidate to make the commitment of time necessary to be a director of CN, the Board will apply the following guidelines when considering candidates to become directors of CN:

- for candidates that are chief executive officers or other senior executives of public corporations, the Board will prefer individuals who hold no more than two (2) public corporation directorships (excluding CN's Board) in addition to membership on the board of the corporation at which an individual is employed;
- for candidates that have a full-time employment with non-public corporations or other entities and for full-time employees of public corporations (other than chief executive officers or senior executives of such public corporations), the Board will prefer individuals who hold no more than four (4) public corporation directorships (excluding CN's Board) in addition to membership on the board of the corporation at which an individual is employed; and
- for other candidates, the Board will prefer individuals who hold no more than five (5) public corporation directorships (excluding CN's Board).

Directors are expected to provide the Board Chair with information as to all boards of directors that they sit on or that they have been asked to join so as to allow the Board to determine whether it is appropriate for such director to continue to serve as a member of the Board or of a Board Committee. The Corporate Governance and Nominating Committee and the Board Chair will apply Board nominee selection criteria, including directors' past contributions to the Board and availability to devote sufficient time to fulfill their responsibilities, prior to recommending directors for re-election for another term.

The biographies on pages 10 to 15 of this Information Circular identify the other reporting issuers of which each nominee is a director.

Retirement from the Board

The Board has adopted a policy on the mandatory retirement age for directors whereby a director would not, unless otherwise determined by the Board, in its discretion, be nominated for re-election at the annual meeting of shareholders following his or her 75th birthday. In addition, directors are expected to inform the Board Chair of any major change in their principal occupation so that the Board will have the opportunity to decide the appropriateness of such director's continuance as a member of the Board or of a Board committee. The Board of Directors has not deemed it appropriate or necessary to limit the number of terms a director may serve on the Board, except as set out below.

Board Tenure and Term Limits

The Board has also adopted a policy, which is part CN's Corporate Governance Manual, to the effect that the Board Chair and the Committee Chair tenure would be subject to term limits. The Board of Directors is of the view that CN's policy on Chair term limits, together with its policy on mandatory retirement age, establishes a mechanism that ensures Board Chair and committee chair renewal, provides a fresh perspective in the boardroom and improves the Board's ability to plan its composition over a longer period of time.

Our policy on term limits, together with our policy on mandatory retirement age, ensures a fresh perspective in the boardroom.

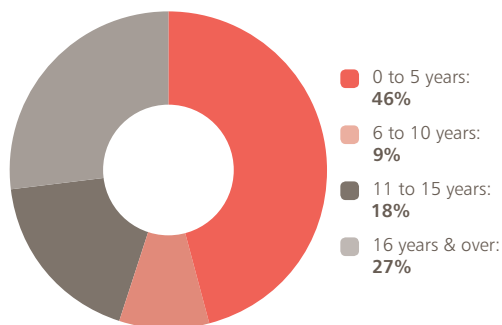
- Effective as of April 23, 2014, but without regard to past service, CN's Board Chair will serve for a term of five (5) years, renewable for one further three (3) year term, subject to the discretion of the Board of Directors to further extend the term, if deemed appropriate. At the end of the term(s) as Board Chair, the departing Board Chair would not stand for election as a Director of CN at the next annual shareholders' meeting. The above term(s) for the Board Chair would remain subject to the mandatory retirement age limit of 75 years of age.
- Effective as of April 23, 2014, but without regard to past service, committee chairs will serve for a term of three (3) years, renewable for one further two (2) year term, subject to the discretion of the Board of Directors to further extend the term, if deemed appropriate.

In each of the above instances, the election or appointment of the CN Board Chair or committee chairs, respectively, remains subject to annual review and election/appointment.

The Board retains its discretion to extend the above term limits, which will preserve its ability to deal with special circumstances warranting the extension of the mandate.

No Board members sit together on the Board of another public company.

The following chart shows the tenure of the Company's Board as of April 21, 2015:



Please refer to the director nominees' biographies on pages 10 to 15 for details regarding length of Board tenure of each nominee for election as directors.

Director Emeritus

The Board of Directors confers, from time to time, the honorary status of Director Emeritus to retiring or former directors who have made significant contributions to the Board through long and distinguished service and accomplishments. Currently, lifetime emeritus status has been bestowed upon the late Purdy Crawford, as well as Raymond Cyr, James Gray, Cedric Ritchie, Michael Armellino, Hugh Bolton and David McLean as Chairman Emeritus.

Directors Emeritus are invited to attend the annual meeting of shareholders and certain Company or Board events taking place in their geographic area of residence and are reimbursed for reasonable travel and other out-of-pocket expenses in connection with attendance at such events.

BOARD PERFORMANCE ASSESSMENT

Process

The Board of Directors has implemented, and reviews, from time to time, a comprehensive process to annually assess its effectiveness, the effectiveness of its committees, the Board Chair, the committee chairs and individual directors. This process is under the supervision of the Corporate Governance and Nominating Committee and the Board Chair and is comprised of the following steps:

The Board has implemented a comprehensive assessment process.

- The following questionnaires are prepared by the Office of the Corporate Secretary and approved by the Corporate Governance and Nominating Committee and the Board Chair, taking into account current issues, the findings of previous years and input from the Board of Directors:
 - Board and committee performance evaluation questionnaires, including a self-assessment by individual directors;
 - Board Chair evaluation questionnaire; and
 - Committee Chair evaluation questionnaires.
- Each questionnaire is then sent to every director and a complete set of the responses is forwarded to the Board Chair, except for the responses to the evaluation questionnaire relating to the Board Chair, which is forwarded directly to each of the Chairs of the Corporate Governance and Nominating Committee and the Human Resources and Compensation Committee.

- Following receipt of the completed questionnaires, the Board Chair contacts every director and conducts open and confidential one-on-one meetings. The purpose of these meetings is to discuss the answers received from and in respect of each director, to take into account any comments which the director may have and to review the self-evaluation of each director. One of the Corporate Governance and Nominating Committee or Human Resources and Compensation Committee Chairs also discusses individually with each director his or her responses and comments on the Board Chair evaluation questionnaire
- Reports are then made by the Board Chair, the Corporate Governance and Nominating Committee and Human Resources and Compensation Committee Chairs to the Board of Directors, with suggestions to improve the effectiveness of the Board of Directors, Board committees, Board and committee chairs, and separately to individual directors in respect of their personal performance.
- The Board Chair and committee chairs take into consideration the overall results and suggestions derived from the annual Board performance assessment in order to improve the functioning and activities of the Board and Board committees.

Independent Advisor

In addition to the above-mentioned process, the Board may, from time to time, hire an independent advisor to assist the Board of Directors in independently assessing the performance of the Board of Directors, Board committees, Board and committee chairs and individual directors.

Peer Assessment

The Board Chair leads on an annual basis a peer review process through one-on-one meetings with each individual director. The Corporate Governance and Nominating Committee also considers on an annual basis the appropriateness of conducting a peer assessment through an independent advisor.

The Board performance assessment process is further described in CN's Corporate Governance Manual which is available on our website at www.cn.ca, under Delivering Responsibly/Governance.

DIRECTOR ORIENTATION AND CONTINUING EDUCATION

Orientation

Our orientation program includes presentations by the Company's officers on CN's organizational structure and the nature and operation of its business, a review with the Board Chair of the methods of operation and the roles of the Board and its committees, a discussion on the contribution individual directors are expected to make and access to appropriate information or outside resources as required. New directors are provided with the following: a Directors' handbook containing corporate and other information required to familiarize themselves with the Company, its organization and operations and CN's key corporate governance and public disclosure documents, including CN's Corporate Governance Manual and board and committee charters; information regarding the review process for the Board, its committees and their chairs, and individual directors; CN's important policies and procedures, including CN's Code of Business Conduct; and organizational charts and other business orientation materials, including CN's Investor Fact Book, sustainability and safety brochures, financial statements and regulatory information.

In addition, meetings are arranged with new directors and members of CN's Leadership team to provide an overview of their areas of responsibility and their function/department. These areas include finance, corporate services, marketing, operations, human resources and investor relations.

New directors also receive presentations by the Company's officers on CN's business and operations, safety, community outreach initiatives and talent development, amongst others. New directors are also invited to attend the following Company events:

- Annual top 200 business plan;
- Annual sales meetings;
- Industry conferences or CN's analyst/investor meetings;
- Leadership training sessions and dinners with participants; and
- Other company events on an *ad hoc* basis.

In addition, new directors are encouraged to visit sites across CN's network relating to the Company's operations. These sites include mechanical and car shops, intermodal and engineering groups, data centres, training centres, railway yards and ports.

Continuing Education

The Board recognizes the importance of ongoing director education and the need for each director to take personal responsibility for this process. To facilitate ongoing education, the Company:

- maintains a membership for each director in an organization dedicated to corporate governance and ongoing director education;
- each year strongly encourages and funds the attendance of each director at seminars or conferences of interest and relevance;
- encourages presentations by outside experts to the Board or committees on matters of particular importance or emerging significance; and
- at least annually, holds a Board meeting at or near an operating site or other facility of the Company, a key customer, supplier or affiliated company.

The Board Chair arranges for Board members to have access to education and information on an ongoing basis pertaining to Board effectiveness and the best practices associated with successful boards, briefings on factors or emerging trends that may be relevant to the Company's business strategy and other material as deemed appropriate by the Board Chair. The Company also makes available, at its cost, a host of educational programs provided by leading institutions. We encourage directors to attend seminars and other educational programs and to report back to the Board on the quality of such programs. Educational reading materials on corporate governance and other topics are also included in the materials provided to the Board in advance of meetings.

In 2014, Board members were provided with educational reading materials and presentations on a variety of matters and topics, including corporate governance, executive compensation, executive succession planning, shareholders and shareholder associations, key accounting considerations, financial strategy, risk management and disclosure, and Canadian and U.S. securities law developments. The Board regularly received updates and reports by CN's internal counsel on regulatory matters of importance and emerging issues of significance, such as diversity, safety and risk mitigation, to CN and the railway industry.

In addition, in 2014 members of the Board attended external courses in subject areas which included anti-trust law, trends in law and business, data security, compensation strategies, safety training, enterprise risk management and board succession and renewal.

Directors also interacted with executive and senior management at every board meeting and received regular and extensive presentations on matters of strategic importance to the Company's business, including presentations on its customer engagement initiatives, safety, stakeholder and community outreach initiatives, business growth strategy, operating plans, supply chain strategy, car management, CN's sustainability initiatives and regulatory matters relevant to the business of the Company.

Moreover, the directors have, from time to time, been provided with first-hand opportunities to visit certain sites where CN has made significant investments, such as the intermodal terminals in Prince George and at the Port of Prince Rupert. They have also visited certain CN main yards, as well as our Information Technology command center, Kirk Yard and the EJ&E properties in the United States. In 2014, the Board visited CN's new state-of-the-art training center in Winnipeg, Manitoba where they participated in locomotive, belt pack and crane simulators. They were briefed on various operational practices and technologies including hot box detectors, switches, handbrake applications, wheel and welding shops. The Board attended classes and met with training participants. During such events, the Board had the opportunity to interact with CN officers to gain a full appreciation of CN's modernized training program and to learn more about CN's overall operations. In addition, the Board visited the Port of Montreal, an important supply chain partner. Directors also attend community dinners and other company events throughout the year.

The following table lists seminars and courses by external providers, as well as dedicated internal sessions and presentations on key CN subject matters, that the directors of the Company attended in 2014 and early 2015.

SUBJECT MATTER/TOPIC PRESENTED	PRESENTED/HOSTED BY	ATTENDED BY
SAFETY <ul style="list-style-type: none"> Emergency Response Co-operation Safety Practices 	CN Corporate Services CN Operations	All directors
CUSTOMER RELATIONS <ul style="list-style-type: none"> CustomerFIRST Initiatives Supply Chain Monitoring Tools Customer Survey Balancing Operational and Service Excellence 	CN Marketing CN Operations	All directors Strategic Planning Committee members
INVESTOR RELATIONS <ul style="list-style-type: none"> Shareholders Shareholder Associations 	CN Investor Relations	All directors
MARKETING <ul style="list-style-type: none"> Grain Business Export Supply Chain Energy Sector LNG Projects 	CN Marketing CN Network Strategies	All directors Strategic Planning Committee members
FINANCE <ul style="list-style-type: none"> KPMG Training Session Investor Financial Perspectives Shareholder Distributions and Capital Structure 	External Auditors KPMG CN Accounting RBC Capital Markets Wells Fargo Securities	Audit Committee members All directors
SUSTAINABILITY <ul style="list-style-type: none"> Environmental Stewardship Workforce Renewal and Training Excellence 	Downstream Consulting at IHS/Purvin & Gertz CN Corporate Services CN Operations CN Human Resources	All directors
TECHNOLOGY <ul style="list-style-type: none"> Business Intelligence Enhanced Risk Mitigation Through Process and Technology 	CN Information Technology CN Operations	All directors
LAW <ul style="list-style-type: none"> Competition Bureau Update CTA Review Update 	CN Corporate Services	All directors

STAKEHOLDER ENGAGEMENT

CN is recognized as a company that delivers responsibly, is a key part of the solution for customers, and a true backbone of the economy. Over the year, we continued to deepen the Company's sustainability agenda—moving customer goods safely and efficiently, ensuring environmental stewardship, attracting and developing the best railroaders, adhering to the highest ethical standards and building safer, stronger communities. In broad terms, the Company continued its stakeholder activities:

- engaging with governments as a participant on advisory councils, review boards and regulatory proceedings;
- investment community outreach;
- working collaboratively with supply chain partners;
- participating in industry associations (Railway Association of Canada; Association of American Railroads);
- engaging with suppliers at our annual supplier council and through our Sustainable Procurement Excellence program;
- strengthening our relationships and improving our communication with customers;
- ensuring the opportunity for regular two-way communication with employees;
- structured community engagement; and
- open dialogue with Aboriginal peoples.

Specifically on the safety front, CN actively engaged communities across its network, meeting with emergency responders and elected officials, providing training and expertise and sharing relevant information on dangerous goods shipments.

Throughout 2014, CN also continued its support of hundreds of CN railroaders in the Community who are champions in the causes they choose to support. CN granted C\$690,000 to support its employees, their families and pensioners in their volunteer efforts.

In 2014, CN received a number of awards and recognition including:

- Recognition by the Dow Jones sustainability index as both a North American and a world leader in the transportation and transportation infrastructure sector*
- Recognition by CDP as a carbon disclosure leader by being awarded with a position on the A list: the CDP climate performance leadership index 2014*
- Awards by Investor Relations Magazine in the following categories (among others): best corporate governance, best investor community meetings and global top 50 company for Investor Relations*
- Recognition by Corporate Knights as top 50 Corporate Citizens in Canada*

As well, our Investor Relations department actively engages with the broad investment community, including shareholders, analysts, potential investors, as well as shareholder advocacy groups, to provide public information on the Company, as well as to address any specific questions or concerns. We have in place various means of communication for receiving feedback from interested parties, such as a toll-free number for general inquiries (1-888-888-5909). The Board of Directors also adopted procedures allowing interested parties (i) to submit accounting and auditing complaints or concerns to us and (ii) to communicate directly with the Chair of the Board, who presides over all non-executive director sessions. These procedures are described on our website at www.cn.ca, under *Delivering Responsibly/Governance*.

AUDIT COMMITTEE DISCLOSURE

National Instrument 52-110—Audit Committees (“NI 52-110”) of the CSA requires issuers to include the charter of their audit committee and disclose information with respect to the composition, education and experience of the members of their audit committees, as well as all fees paid to external auditors in their annual information form. We comply with the requirements regarding composition and responsibilities, as summarized hereinafter, and we refer to our Annual Information Form—section “10.2 Audit Committee Disclosure” and “Schedule A” —available on SEDAR at www.sedar.com and on our website at www.cn.ca, under Investors for a description of the education and relevant experience of the Audit Committee members and with regards to the charter of our Audit Committee.

Composition of the Audit Committee

The Audit Committee is composed of six independent directors, namely, Donald J. Carty, Chair of the Committee, Ambassador Gordon D. Giffin, The Hon. Denis Losier, James E. O’Connor, Robert L. Phillips and Laura Stein. The Chair of the Human Resources and Compensation Committee, Mr. Giffin, is a required member of the Audit Committee, as provided for in the charter of the Audit Committee. No member of the Audit Committee receives, other than in his or her capacity as a director or member of a Board committee, directly or indirectly, any fee from the Company or any subsidiary of the Company, nor is an affiliated person of the Company, or any subsidiary of the Company.

MANDATE OF THE AUDIT COMMITTEE

As further described below, the Audit Committee’s responsibilities can be divided into four categories:

- overseeing financial reporting;
- monitoring risk management and internal controls;
- monitoring internal auditors; and
- monitoring external auditors.

OVERSEEING FINANCIAL REPORTING

The mandate of the Audit Committee provides that the committee is responsible for reviewing, with management and the external auditors, the annual and quarterly financial statements of the Company and accompanying information, including the Company’s MD&A disclosure and earnings press releases, prior to their release, filing and distribution. The mandate also provides that the Committee should review the procedures in place for the review of the Company’s disclosure of financial information extracted or derived from the Company’s financial statements and periodically assess the adequacy of those procedures.

The Audit Committee is also responsible for reviewing the financial information contained in the annual information form and other reports or documents, financial or otherwise, requiring Board approval.

Furthermore, the Audit Committee is in charge of reviewing the results of the external audit, any significant problems encountered in performing the audit, and management’s response and/or action plan related to any issue identified by the external auditors and any significant recommendations relating thereto.

MONITORING RISK MANAGEMENT AND INTERNAL CONTROLS

The Audit Committee is responsible for receiving periodically management’s report assessing the adequacy and effectiveness of CN’s disclosure controls and procedures and systems of internal control. The mandate of the Audit Committee also provides that the Committee must review CN’s risk assessment and risk management policies.

The Audit Committee is also responsible for assisting the Board with the oversight of CN’s compliance with applicable legal and regulatory requirements.

Additionally, the mandate of the Audit Committee provides that the Committee must establish procedures for the receipt, retention and treatment of complaints received by the Company regarding accounting, internal accounting controls or auditing matters, or employee concerns regarding accounting or auditing matters, while insuring confidentiality and anonymity. CN has adopted such procedures. Please refer to the Corporate Governance section of our website at www.cn.ca, under *Delivering Responsibly/Governance* for more details on these procedures.

MONITORING INTERNAL AUDITORS

The Audit Committee is responsible for ensuring that the Chief Internal Auditor reports directly to the Audit Committee, and for regularly monitoring the internal audit function’s performance, its responsibilities, staffing, budget and the compensation of its members. It further annually reviews the internal audit plan and ensures that the internal auditors are accountable to the Audit Committee.

MONITORING EXTERNAL AUDITORS

The mandate of the Audit Committee states that the Committee is responsible for recommending the retention and, if appropriate, the removal of external auditors, evaluating and remunerating them, and monitoring their qualifications, performance and independence.

The Audit Committee is also in charge of approving and overseeing the disclosure of all audit, review and attestation services provided by the external auditors, determining which non-audit services the external auditors are prohibited from providing, and pre-approving and overseeing the disclosure of permitted non-audit services by the external auditors.

The Audit Committee is responsible for overseeing the external auditors and discussing with them the quality and not just the acceptability of the Company’s accounting principles, including any material written communications between the Company and the external auditors (including disagreements, if any, with management and the resolution thereof).

The Audit Committee also reviews at least annually, the formal written statement from the external auditors stating all relationships the external auditors have with CN and confirming their independence.

The mandate of the Audit Committee also provides that the Committee is responsible for reviewing hiring policies for employees or former employees of the Company’s firm of external auditors.

Furthermore, the mandate of the Audit Committee states that the Audit Committee may retain independent advisors to help it carry out its responsibilities, including fixing such advisors' fees and retention terms, subject to advising the Board Chair. The Committee makes arrangements for the appropriate funding for payment of the external auditors and any advisors retained by it. Pursuant to its charter, the Audit Committee also has direct communication channels with the internal and external auditors to discuss and review specific issues as appropriate. The internal and external auditors must meet separately with the Audit Committee, without management, twice a year, and more frequently as required.

The Audit Committee met five (5) times in 2014 and held *in camera* sessions at each meeting. The report of the Audit Committee, set forth in Schedule "B" to this Information Circular, outlines the major subject areas reviewed by the Committee during the year, in compliance with its mandate.

NON-AUDIT SERVICES

The mandate of the Audit Committee provides that the Audit Committee determines which non-audit services the external auditors are prohibited from providing, approves audit services and pre-approves permitted non-audit services to be provided by the external auditors. CN's Audit Committee and the Board of Directors have adopted resolutions prohibiting the Company from engaging KPMG LLP to provide certain non-audit services to the Company and its subsidiaries, including bookkeeping or other services related to the accounting records or financial statements, financial information systems design and implementation, appraisal or valuation services, fairness opinions, contribution in-kind reports, actuarial services, internal audit outsourcing services, management functions or human resources functions, broker or dealer, investment adviser, or investment banking services and legal services and expert services unrelated to the audit. Pursuant to such resolutions, the Company may engage KPMG LLP to provide non-audit services, including tax services, other than the prohibited services listed above, but only if the services have specifically been pre-approved by the Audit Committee.

The external auditors are prohibited from providing certain non-audit services.

Audit Committee Report Regarding Internal Control Over Financial Reporting

The Audit Committee received periodically management's report assessing the adequacy and effectiveness of our disclosure controls and procedures and systems of internal control in respect of the 2014 fiscal year. The Company's external auditors, KPMG LLP, are responsible for performing an independent audit of our consolidated financial statements in accordance with Canadian generally accepted auditing standards and the standards of the Public Company Accounting Oversight Board ("PCAOB") in the U.S., and an independent audit of the effectiveness of internal controls over financial reporting, in accordance with the standards of the PCAOB. These audits serve as a basis for KPMG LLP's opinions addressing whether the consolidated financial statements fairly present our financial position, results of operations, and cash flows in conformity with U.S. Generally Accepted Accounting Principles.

The Audit Committee has discussed with KPMG LLP the matters required to be discussed by the PCAOB Auditing Standards No. 16 (Communication With Audit Committees) and Chartered Professional Accountants of Canada ("CPA") Handbook—Assurance Section 260 (Communications With Those Charged With Governance) including matters relating to the conduct of the audit of our financial statements and the assessment of the effectiveness of our internal control over financial reporting under section 404 of the *Sarbanes-Oxley Act*.

KPMG LLP provided the Committee with written disclosures and the letter required by Rule 3526 of the PCAOB. The Audit Committee has discussed with KPMG LLP the firm's independence from the Company. A formal written statement describing all relationships between KPMG LLP and the Company was remitted to the Audit Committee and it includes a written confirmation that KPMG LLP are independent within the meaning of the relevant rules and related interpretations prescribed by the relevant professional bodies in Canada and any applicable legislation or regulation and are independent public accountants with respect to the Company within the meaning of all relevant U.S. professional and regulatory standards, including the independence rules adopted by the SEC pursuant to the *Sarbanes-Oxley Act*, and Rule 3520 of the PCAOB.

Based on this review and these discussions, the Audit Committee recommended to the Board that the Company's audited consolidated financial statements be filed with Canadian securities regulators and included in the Company's Annual Report on Form 40-F for the year ended December 31, 2014 filed with the SEC.

Education and Relevant Experience of the Audit Committee Members

The Board of Directors believes that the composition of the Audit Committee reflects a high level of financial literacy and experience. As required in the charter of the Audit Committee, all members of the Audit Committee are financially literate, as such term is defined under Canadian securities laws and regulations and the NYSE Standards, and several members of the Committee meet all criteria to be designated as "audit committee financial expert" under the rules of the SEC. The Board has made such determination based on the education and experience of each Committee member.

In determining if a director is an "audit committee financial expert", the Board considers if the director is a person who has: (a) an understanding of generally accepted accounting principles and financial statements; (b) the ability to assess the general application of such accounting principles in connection with the accounting for estimates, accruals and reserves; (c) experience preparing, auditing, analyzing or evaluating financial statements that present a breadth and level of complexity of accounting issues that are generally comparable to the breadth and complexity of issues that can reasonably be expected to be raised by the Company's financial statements, or experience actively supervising one or more persons engaged in such activities; (d) an understanding of internal controls and procedures for financial reporting; and (e) an understanding of audit committee functions.

All members of the Audit Committee are financially literate and several members are audit committee financial experts.

STATEMENT OF EXECUTIVE COMPENSATION

DEAR SHAREHOLDER:

On behalf of the Human Resources and Compensation Committee (the "Committee") and the Board of Directors of Canadian National Railway Company ("CN" or the "Company"), we are pleased to share with you our approach to executive compensation. Our annual "Say on Pay" advisory vote received strong support in 2014 with 97.7% of the votes cast in favour of our disciplined approach to executive compensation. CN remains committed to transparency by providing clear and comprehensive disclosure information to its shareholders.

2014 Overview

2014 marked the fifth year since Mr. Mongeau's appointment as President and Chief Executive Officer (the "President and CEO"). The experienced executive team of Named Executive Officers (the "NEOs") has been stable since his appointment in 2010 with only the Executive Vice-President and Chief Operating Officer position turning over in 2013 with the appointment of Mr. Jim Vena. Since Mr. Mongeau's appointment, the share price has increased by 179% on the TSX for an annualized return of 23%. The market capitalization of CN has increased by C\$38B and the Company attained the fourth largest market capitalization in Canada at the end of 2014.

CN continued to deliver solid financial results in 2014 despite brutal winter conditions which impacted operations in the first quarter of the year. Our 2014 financial results are a testimony to the dedication and hard working attitude of CN's railroaders who showed resilience despite exceptional weather and operational circumstances. CN remains committed to maintain its industry leading position by balancing operational and service excellence, delivering superior growth at low incremental cost, building a solid team of railroaders and actively engaging stakeholders.

IN MILLIONS (EXCEPT PER SHARE DATA)	2014 STRETCH OBJECTIVE ⁽¹⁾	2014 ACTUAL		
	C\$	C\$	INCREASE VS. 2013 RESULTS	INCREASE VS. 2014 STRETCH OBJECTIVES
Revenues ⁽²⁾ (\$M)	\$11,819	\$12,134	+ 14.7%	+ 2.7%
Operating Income (\$M)	\$4,454	\$4,624	+ 19.4%	+ 3.8%
EPS	\$3.55	\$3.85	+ 24.6%	+ 8.5%
Free Cash Flow (\$M)	\$1,794	\$2,220	+ 36.8%	+ 23.7%
ROIC	15.90%	17.36%	+ 84bps	+ 146bps

(1) Adjusted for currency.

(2) Adjusted to reflect actual fuel surcharges.

Disciplined Approach to Compensation

CN's approach to executive compensation is driven by our goal to deliver sustainable and solid returns to shareholders. CN exercises a disciplined approach to executive compensation by ensuring that target compensation, while reasonable, supports attraction and retention of executive talent. In addition, compensation programs are structured to provide leverage within its short and long-term incentive plans, with strong ties between realized pay and shareholder returns.

Long-term growth and value creation remain central to our pay strategy and targets are set to ensure that our compensation policies do not encourage undue risk-taking on the part of our executives. In some instances, performance criteria are used under both short and long-term performance plans to ensure that a profitable short-term decision shall not have an adverse effect on our long-term performance. CN's executive compensation program also supports safe and reliable operations, environmentally and socially responsible practices, industry leading returns and the attraction and retention of skilled employees.

CN's executive compensation policy aims to position total direct compensation between the median and the 60th percentile of the executives' respective comparator group. Our disciplined approach to compensation has resulted in an overall aggregate positioning of all executives' total direct compensation close to the median as confirmed by Towers Watson's review in December 2014.

Compensation Decisions in 2014

Compensation of the NEOs has been paid in U.S. dollars since 2002 in order to provide for a more precise, meaningful and stable comparison with U.S. denominated salaries of incumbents in equivalent positions within the comparator group. Given that Canadian securities laws require that the compensation information provided in the Summary Compensation Table and other prescribed tables be stated in Canadian dollars, currency fluctuations can impact the year-over-year comparability of compensation levels. The Committee believes that the Company's comparator group and the U.S. dollar denominated approach to compensation for the NEOs is appropriate and, combined with a disciplined approach to compensation, provides a competitive compensation envelope.

BASE SALARY AND ANNUAL INCENTIVE BONUS PLAN

CN's policy for base salaries and target bonus is to be at the 50th percentile of the comparator group. In 2014, the target bonus of the NEOs other than the President and CEO was increased from 70% to 80% of base salary to increase the weighting of at risk pay and better align with prevailing target bonus levels across the Class I railroad industry. Concurrent with the change in the bonus target, the base salary of these four (4) NEOs was kept unchanged in 2014. Furthermore, with the exception of Mr. Vena who was promoted in 2013, the Committee decided to keep base salaries unchanged in 2015 for all NEOs, including the President and CEO.

LONG-TERM INCENTIVE PROGRAM

The Long-Term Incentive (the "LTI") valuation methodology for benchmark, grant and disclosure purposes has been revised to reinforce alignment throughout the compensation review process. Starting in 2014, the disclosed LTI value in the Summary Compensation Table on page 56 will be calculated using the Towers Watson expected life binomial methodology. The same methodology will also be used for benchmarking and grant purposes to ensure consistency throughout the full compensation process.

TOTAL COMPENSATION

On a constant currency and LTI valuation basis, the total compensation change for the President and CEO decreased by 2.8% and 4.8% on average for the other NEOs in 2014 and results in an aggregate positioning close to the median of the comparator group. The Board believes the compensation awarded to the President and CEO and to the other NEOs adequately reflects their leadership and performance in driving CN's business agenda.

Incentive Plan Changes in 2015

In 2014, the Committee continued its review of CN's compensation programs and approved changes that will take effect in 2015 and reinforce the link between executive pay and shareholder interests. CN's Share Unit Plan will now include a new set of Relative Total Shareholder Return (the "Relative TSR") performance measures which will represent 30% of the Performance Share Units (the "PSUs") grant value. Concurrent with the introduction of these new performance measures, the LTI mix will evolve to lower weighting on stock options. The maximum payout range for PSUs will be increased from 150% to 200% to align with the prevailing payout range for all Class I Railroads. PSU payments at the end of the performance cycle will be made in CN common shares purchased on the open market rather than cash. Finally, the minimum service condition which supports retention of key contributors close to retirement, has been increased to 15 months in an effort to maintain retention of such key contributors during the critical winter period. A detailed explanation of the changes that will be implemented in 2015 is presented on page 50.

Compensation Risk Mitigation

Our compensation programs are designed to encourage appropriate behaviours and include appropriate risk mitigation mechanisms. In 2014, following a review of the Company's compensation policies, programs and practices, Towers Watson conducted its annual review and concluded that there do not appear to be significant risks arising from CN's compensation programs that are reasonably likely to have a material adverse effect on the Company. Based on the adjustment to the LTI design performed in 2014 that will apply in 2015, Towers Watson also indicated that "the increased weight on PSUs in the LTI mix and the introduction of the relative TSR measure align with both competitive market trends and "best practice" governance standards". At its December 2014 meeting, the Committee reviewed the Towers Watson risk assessment report and supported its conclusions. In its own assessment, the Committee has determined that proper risk mitigation features are in place within the Company's compensation programs.

Conclusion

Executive compensation is an important topic and the Committee is committed to ensuring that CN's executive compensation remains competitive, linked to performance and based on a disciplined approach. We encourage you to cast your advisory "Say on Pay" vote in favor of CN's approach to executive compensation and we hope that the following information will assist you in making an informed decision. The Chair of the Human Resources and Compensation Committee and other members will be present during the Meeting to answer questions you may have about our executive compensation. We believe that our approach to executive compensation supports the execution of our strategic plan and we remain committed to developing compensation programs that will continue to be aligned with our shareholders' interest.



Robert Pace
Chair of the Board



Ambassador Gordon D. Giffin
Chair of the Human Resources and Compensation Committee

HUMAN RESOURCES AND COMPENSATION COMMITTEE

Composition of the Human Resources and Compensation Committee

All CN independent directors are members of the Human Resources and Compensation Committee. All members have a thorough understanding of compensation policies and principles related to executive compensation and have experience in human resources and compensation matters. Furthermore, members are also members of other committees of the Board and this overlap provides for a strong link between committees' risk oversight responsibilities.

The following is a description of the education, skills and experience of each member of the Committee as at the date of this Information Circular that are relevant to the performance of his/her responsibilities as a member of the Committee, including skills and experience enabling the Committee to make decisions on the suitability of the Company's compensation policies and practices:

- Mr. Baillie is the retired chair and Chief Executive Officer of The Toronto-Dominion Bank. As Chief Executive Officer, the head of the human resources department reported directly to his office. Mr. Baillie is a member of the Governance, Human Resource, Nominating and Compensation Committee at George Weston Limited and has been chair of the Human Resources and Compensation Committee of TELUS Corporation. He has also served on the human resources committees of various other public companies.
- Mr. Carty spent 30 years in the airline business before retiring as Vice-Chairman and Chief Financial Officer of Dell, Inc. Mr. Carty has experience in developing and implementing compensation plans and performance-based goals for executive and enterprise-wide personnel. Mr. Carty serves as chair of the Human Resources Committee of Talisman Energy and is actively involved in human resources as Chair of the Board of Directors of the following companies: Porter Airlines Inc., Virgin America Inc. and Research Now Group, Inc.
- Mr. Giffin is Senior Partner of the law firm of McKenna Long & Aldridge, where he maintains offices in Washington, D.C. and Atlanta. His practice focuses on international transactions and trade matters and public policy. He has been engaged in the practice of law or government service for more than thirty-five years. Mr. Giffin was United States Ambassador to Canada from August 1997 to April 2001 and had responsibility for personnel matters. Mr. Giffin serves as chair of the board of TransAlta Corporation, as a member of the Management Resources and Compensation Committee of the Canadian Imperial Bank of Commerce and as a member of the Governance and Compensation Committee of Element Financial Corporation.
- Ms. Holiday has extensive experience serving as a board member for different companies such as Hess Corporation, RTI International Metals, Inc. and White Mountains Insurance Group, Ltd. and has served on the board of H.J. Heinz Company. As General Counsel at the United States Treasury Department and as Secretary of the Cabinet at The White House, Ms. Holiday was in charge of the supervision of approximately 2,200 lawyers.
- Ms. Kempston Darkes was Group Vice-President of General Motors Corporation. She was responsible for supervising human resources and compensation activities. As President Latin America, Africa and Middle East of General Motors Corporation and as President of General Motors of Canada Limited, Ms. Kempston Darkes supervised the senior head of human resources, who reported directly to her office. Ms. Kempston Darkes currently serves on the Compensation and Human Resources Committees of Balfour Beatty Plc. and Enbridge Inc. and has served on the Compensation and Human Resources Committees of Brookfield Asset Management Inc. and Irving Oil Inc.
- Mr. Losier was the President and Chief Executive Officer, Assumption Life. As Chief Executive Officer, the Vice-President of Human Resources reported directly to Mr. Losier. Mr. Losier has worked with consultants to assess Assumption Life's human resources practices and benefits and to measure the competitiveness of its executive compensation policies and practices. In addition, Mr. Losier gained human resources experience by actively participating and developing a leadership succession and development plan in anticipation of his retirement as Chief Executive Officer of Assumption Life. Mr. Losier has also been involved in succession planning for other publicly traded companies.
- Mr. Lumley was a Member of Parliament from 1974 to 1984, during which time he held various cabinet portfolios in the Government of Canada. As Minister of the Crown for six cabinet portfolios, he was responsible for many Crown corporations employing thousands of employees. Mr. Lumley has served on the human resources committees of nine public companies and chaired six of them over the years. As chairman of Noranda Manufacturing Group of Companies he was responsible for eight individual operating companies.
- Mr. Lynch held various senior positions in the Government of Canada, including as Clerk of the Privy Council, Secretary to the Cabinet and Head of the Public Service of Canada where he was responsible for the overall management of 263,000 employees in 80 departments and agencies of the Canadian government. Mr. Lynch is a member of the Leadership Council of the Bank of Montreal, the Chair of the Corporate Governance Committee of Empire Company Ltd. and a member of the Human Resources Committee of Empire Company Ltd.
- Mr. O'Connor was chair of the Board of Directors and Chief Executive Officer of Republic Services, one of the largest waste management companies in the U.S., and was involved in various human resources and compensation matters. Mr. O'Connor also serves as a director on the Board of Clean Energy Fuels Corporation.
- Mr. Pace is the Chair of CN's Board of Directors and President and Chief Executive Officer of The Pace Group and human resources officers within the Group report directly to him. Mr. Pace has more than 25 years of business experience. Between 2005 and 2013, Mr. Pace was the Chair of CN's Human Resources and Compensation Committee.

- Mr. Phillips served as President and Chief Executive Officer of various companies, including Dreco Energy Services Ltd, PTI Group Inc. and British Columbia Railway Corporation where he gained in depth exposure to human resources and compensation matters. He currently serves on the Human Resources and Compensation Committees of Precision Drilling Corporation, Canadian Western Bank, MacDonald Dettwiler & Associates Ltd and West Fraser Timber Co. Ltd.
- Ms. Stein currently serves as Executive Vice-President—General Counsel at The Clorox Company. She also served as Senior Vice-President and General Counsel at H.J. Heinz Company. Ms. Stein gained extensive human resources and compensation experience through the review and execution of compensation matters for both companies. Ms. Stein has also been engaged with shareholders’ advisory groups on various compensation matters.
- overseeing the selection of any benchmark group used in determining compensation or any element of compensation and reviewing disclosure on such group;
- retaining outside advisors to assist it in the performance of its functions and responsibilities, including compensation consultants, independent legal counsel or other independent advisors and overseeing their work;
- evaluate the independence of compensation consultants in accordance with applicable NYSE listing standards or other applicable laws, rules or regulations;
- recommending to the Board of Directors executive management’s compensation; and
- reviewing human resources practices by ensuring, among other things, that appropriate human resources systems are in place to allow the Company to attract, motivate and retain the quality of personnel required to meet its business objectives.

The following table summarizes the Committee members’ human resources and compensation-related experience:

AREA OF EXPERIENCE	NUMBER OF COMMITTEE MEMBERS WITH VERY STRONG OR STRONG EXPERIENCE	
Membership on HR committees	12/12	100%
Organizational exposure to the HR function	12/12	100%
Leadership and succession planning, talent development	12/12	100%
Approval of employment contracts	11/12	92%
Development/oversight of incentive programs	12/12	100%
Oversight of stress-testing of incentive programs vs. business/operating performance	12/12	100%
Pension plan administration/oversight	9/12	75%
Interpretation and application of regulatory requirements related to compensation policies and practices	11/12	92%
Engagement with investors and investor representatives on compensation issues	7/12	58%
Oversight of financial analysis related to compensation policies and practices	11/12	92%
Exposure to market analysis related to compensation policies and practices	11/12	92%
Drafting or review of contracts and other legal materials related to compensation policies and practices	7/12	58%
Oversight of labour matters	8/12	67%

Mandate of the Human Resources and Compensation Committee

The Committee’s responsibilities include:

- ensuring that appropriate mechanisms are in place regarding succession planning for the executive management positions, including that of the President and Chief Executive Officer;
- reviewing executive management’s performance assessment;
- reviewing leadership and talent management for the Company’s key positions;
- overseeing the identification and management of risks associated with CN’s compensation policies and practices and reviewing disclosure on: (i) the role of the Committee in that respect; (ii) any practices that CN uses to identify and mitigate such risks and (iii) any identified risk arising from CN’s compensation policies and practices that is reasonably likely to have a material adverse effect on CN;

The Committee’s full charter is available as part of CN’s Corporate Governance Manual at www.cn.ca, under Delivering Responsibly/ Governance. Finally, the Committee met five times in 2014 and held *in camera* sessions during each meeting. The report of the Committee, set forth in Schedule “B” to this Information Circular, outlines the major subject areas reviewed by the Committee during the year.

Talent Management and Employee Engagement

In 2014, the Committee continued to oversee actions aimed at further strengthening the Company’s Talent Management strategies, in order to attract, onboard, connect with, and develop railroaders who will continue to drive CN’s sustained success. Two new state-of-the-art training centers located in Winnipeg, Manitoba and Homewood, Illinois were inaugurated in 2014 in a continuous effort to improve the quality of training, expand the onboarding experience, accelerate productivity and instill a stronger safety culture.

Through its Onboarding Program, CN continues to provide newly hired railroaders with a thoughtful integration into the Company, by equipping them with tools and knowledge to work safely and efficiently and to feel connected to the business. The Company continues to invest in a diverse range of programs to continue to engage with its employees. Employees’ involvement in these programs continues to support CN’s agenda, whether it is CN Ambassadors helping recruit the next generation of railroaders, EcoChampions supporting the Company’s sustainability efforts, Wellness Champions promoting healthy life habits, or Railroaders in the Community engaged in the neighbourhoods where CN operates. The fact that approximately 77% of employees are CN shareholders is another testament to their engagement in the Company’s success.

The Company also increased cross-functional awareness through developmental opportunities for key talent, including the LINK business program and internships in transportation. Programs for accelerated business learning were refined as well as those for expanded understanding of our operations. Additionally, the launch of a development portal aimed at providing access to development tools and reference material was completed in 2014. CN continued its ongoing Talent Reviews in 2014 to continue the identification and development of key talent for succession. CN is also consciously weaving a diversity component into talent initiatives to ensure it is creating an environment that allows CN to compete for the best talent. Over 50 review sessions were conducted with business leaders across the Company, including presentations by EVPs to the President and CEO. Customized development plans were then built for railroaders identified as key talent. The functional EVPs presented their strategic plans on talent and succession to the Board, and the Committee is confident that solid leadership development and succession plans are in place.

To meet attrition and growth in business volumes, more than 3,900 new railroaders were recruited in 2014. As of December 31, 2014, CN counted 25,530 employees contributing to the success of our organization. The Committee is satisfied that, under Mr. Mongeau's continued leadership, the proper human resources strategies and systems are in place to attract and retain talented and engaged employees to ensure the Company's ongoing success.

Executive and Board Compensation Consultants

Management retains consulting firms to assist in determining compensation for its executives. In 2014, Management retained the services of Towers Watson to provide market information on competitive compensation levels and plan designs, survey results and trends,

as well as external perspectives on various executive compensation matters. In 2014, Management was invoiced approximately C\$292,300 by Towers Watson for these services. Towers Watson also provided support to the Corporate Governance and Nominating Committee for the review of compensation arrangements for non-executive directors, as described on page 16. The Board was invoiced C\$30,000 for these services.

The Committee also independently retains the services of executive compensation consultants to provide advice on compensation recommendations that are presented for Committee approval. Since October 2007, the Committee has retained the services of Hugessen for that purpose. The Committee mandated Hugessen to review and provide advice directly to the Committee on executive compensation recommendations and related questions. In aggregate, the fees invoiced by Hugessen in 2014 totalled approximately C\$86,800. The Committee has also reviewed Hugessen's independence and evaluated their performance for 2014. The Committee is satisfied with the advice received from Hugessen and that such advice is objective and independent. Hugessen also meets the independence requirements of the NYSE Listing Standards and confirmed that on an annualized basis, the amount of fees received by the firm from CN represents less than 5% of the total fees of Hugessen.

Since 2007, the Board of Directors has adopted a policy to the effect that the Chair of the Committee must pre-approve all non-compensation services provided to the Company by the consultant retained by the Committee to perform executive compensation-related services. Pursuant to an understanding between the Committee and Hugessen, the latter has agreed not to perform any work for Management. During 2014, the only services performed by Hugessen were executive compensation-related services provided directly to the Committee.

EXECUTIVE COMPENSATION – RELATED FEES

TYPE OF FEE (BEFORE TAX)	SERVICES RENDERED IN 2013 (C\$)		SERVICES RENDERED IN 2014 (C\$)		PERCENTAGE OF TOTAL FEES FOR SERVICES RENDERED IN 2014 (%)	
	Hugessen	Towers Watson	Hugessen	Towers Watson	Hugessen	Towers Watson
Executive and Board Compensation-Related Fees	131,700	207,500	86,800	322,300	100	70%
All Other Fees	0	259,600	0	139,600	0	30%

COMPENSATION DISCUSSION AND ANALYSIS

EXECUTIVE SUMMARY

NAMED EXECUTIVE OFFICERS

This CD&A section explains our executive compensation policy and programs and focuses on the following executives who appear in the compensation tables:

Claude Mongeau	President and Chief Executive Officer
Luc Jobin	Executive Vice-President and Chief Financial Officer
Jim Vena	Executive Vice-President and Chief Operating Officer
Jean-Jacques Ruest	Executive Vice-President and Chief Marketing Officer
Sean Finn	Executive Vice-President, Corporate Services and Chief Legal Officer

COMPENSATION FRAMEWORK AND POLICY

The Company follows a comprehensive executive compensation program for NEOs which includes: i) base salary; ii) annual incentive bonus; iii) long-term incentives; iv) pension benefits; and v) executive perquisites. The first three elements define total direct compensation. The objective of CN's compensation program is to attract, retain and engage top talent by ensuring that there is a clear link between the Company's long-term strategy, its business plan and executive rewards.

Decisions on how much to pay the NEOs and all other executives in terms of total direct compensation are based on the Company's executive compensation policy. The policy aims to position total direct compensation between the median and the 60th percentile of the executives' respective comparator groups. For the NEOs, the comparator group consists of select Class I Railroads (Union Pacific Corporation, CSX Corporation, Norfolk Southern Corporation and Canadian Pacific Railway Limited). For all other executives, the comparator group is comprised of a broad sample of U.S. organizations with revenues between U.S.\$6 billion and U.S.\$15 billion that participate in Towers Watson's proprietary database. CN generated revenues of C\$12.1 billion in 2014. For executives in group or division level positions, a total sample of the U.S. Industrial organizations is used, with revenue ranges aligned to reflect the scope of the role of the respective CN executive. More information on the comparator groups can be found on page 43.

In December 2014, as part of the annual compensation review process, Towers Watson provided an assessment of how total direct compensation offered to all executives during the year compared against that of the respective comparator groups. Towers Watson reported that the overall aggregate positioning of all executives' total direct compensation was close to the median of the comparator group.

DECISION PROCESS

The compensation of the NEOs, other than that of the President and CEO, is recommended by the President and CEO and reviewed and recommended by the Committee for approval by the Board. The compensation of the President and CEO is recommended by the Committee and approved by the independent members of the Board of Directors. The President and CEO serves at the will of the Board. Neither the President and CEO nor the other NEOs have an employment contract. For a discussion on the compensation of the President and CEO, please see the section entitled "President and Chief Executive Officer Compensation" on page 52.

2014 BASE SALARY INCREASES

The base salaries of NEOs are paid in U.S. dollars in order to provide for a more precise, meaningful and stable comparison with U.S. denominated salaries of incumbents in equivalent positions within the comparator group. As part of the NEOs' annual compensation review, base salaries were set with reference to the median of the Class I Railroads comparator group. Salary increases reflect market competitiveness, economic outlook, leadership abilities, retention considerations and succession plans. Base salaries for NEOs other than the President and CEO were not adjusted in 2014, given the increase in target bonus opportunities described below. In 2015, base salaries will also remain unchanged, with the exception of the Executive Vice-President and Chief Operating Officer (the "COO"). For more information on base salaries, please refer to page 44.

2014 ANNUAL BONUS RESULTS

As in prior years, the President and CEO's target bonus in 2014 was 120% of base salary, and the other NEOs' target bonus was increased from 70% to 80% of base salary to align with competitive market practice and increase the percentage of "at risk" compensation. Corporate performance accounted for 70% of the annual incentive bonus and was measured against challenging targets for revenue, operating income, diluted earnings per share, return on invested capital (the "ROIC"), and free cash flow. The ROIC performance objective is also used as a performance measure for the Performance Share Units as it mitigates risk between short and long-term performance on invested capital. The Board is of the view that its chosen corporate performance objectives are appropriate for a capital-intensive business like CN's.

Despite a very difficult winter, the corporate performance for 2014 was solid, with financial results exceeding stretch levels for all corporate performance objectives. Consequently, the Board of Directors assessed the performance of the Company at "exceeds", resulting in a corporate bonus factor of 150% (or 200% for NEOs and 194 other executives and senior management employees), as set out in the plan rules. The table showing the 2014 corporate performance objectives, as approved by the Board of Directors in January 2014, and the 2014 results as reported by the Company, can be found on page 46.

The remaining 30% of the annual incentive bonus was based on individual performance that considered the strategic and operational priorities related to each NEO's function.

The ratings related to the individual component of the bonus for the NEOs were also reviewed by the Committee resulting in an average individual bonus factor of 110%. The individual performance rating, along with the corporate bonus factor, served as the basis for calculating the annual incentive bonus payouts set out in the Summary Compensation Table on page 56. Despite a year of strong results, including the achievement of record volumes and continued industry-leading operating metrics, the Committee reviewed and recommended for Board approval management's recommendation for a reduced overall individual performance factor for the President and CEO and the COO at 100% in light of the Company's safety performance. In 2014, the Company experienced a year-over-year deterioration in its quantitative safety metrics, due in part to challenging winter conditions. Management took immediate action and is committed to reverse this trend in 2015, with safety objectives playing an even more prominent role in the individual performance factor of the President and CEO in 2015. Overall, 2014 bonus payouts for NEOs ranged from 170% to 178% of target.

Executives, including the NEOs, and senior management employees, are required to provide the Company with a six-month notice period prior to retirement, in order to maintain their eligibility for accrued and future bonuses under the Annual Incentive Bonus Plan (the "AIBP").

2014 LONG-TERM INCENTIVES

To align with mid and long-term business performance and shareholder value creation, long-term incentives consist of a combination of stock options and PSUs. PSUs require the achievement of strong return on investment capital performance and payouts only occur if the share price at time of vesting has increased from the time of grant to ensure that management is rewarded only when shareholder value is created.

In determining the appropriate long-term incentive fair value granted to NEOs, the Committee considered external market data, as well as other factors such as individual performance, retention risk and succession plans, and the Company's compensation philosophy. Long-term incentive fair values for NEOs were determined with reference to the 60th percentile of the Class I Railroads comparator group.

The payout of the PSUs granted in 2014 to NEOs is subject to a three-year average return on invested capital target for the period ending on December 31, 2016. The table summarizing the performance objectives and payout condition of the 2014 PSU award can be found on page 47.

The stock options granted in 2014 are conventional and vest over four years at a rate of 25% at each anniversary date. Stock options have a 10-year term.

2012 PERFORMANCE SHARE UNITS AWARD PAYOUT

The Committee reviewed the vesting of the 2012 PSUs against the performance targets. The Company achieved a three-year average return on invested capital to December 31, 2014 of 16.57%, exceeding the target set in 2012. This outcome resulted in a performance vesting factor of 150% of the PSUs awarded in 2012, in accordance with the plan rules. As the minimum average closing share price condition was also met, payout under the plan occurred in February 2015, provided compliance with the other conditions of the award agreements.

The table illustrating the 2012 PSU performance objectives and results can be found on page 48.

RISK MITIGATION IN OUR COMPENSATION PROGRAM

The Company has a formalized compensation philosophy to guide compensation program design and decisions. Many of the characteristics inherent in the Company's executive compensation program encourage the right behaviours, thus mitigating risks and aligning long-term results with shareholder interests. The following are examples of such characteristics:

- Appropriate balance between fixed and variable pay, as well as short and long-term incentives;
- Multiple performance metrics are to be met or exceeded in the AIBP;
- Overlap of performance measures for short and long-term incentives to mitigate risk;
- Incentive payout opportunities are capped and do not have a guaranteed minimum payout;
- Cannot engage in hedging activity or in any form of transactions in publicly traded options on CN securities;
- Executive compensation clawback policy is in place;
- Stock ownership guidelines apply to executives and senior management employees; and
- The Committee retains the services of an independent executive compensation consultant.

A complete list and description of these risk-mitigating features is available on page 50.

In December 2014, following a review of the Company's compensation policy, programs and practices, Towers Watson concluded again this year that "overall, there do not appear to be significant risks arising from CN's compensation programs that are reasonably likely to have a material adverse effect on the Company". The Committee supports the conclusions from Towers Watson's risk assessment report and in its own assessment determined that proper risk mitigation features are in place within the Company's compensation program.

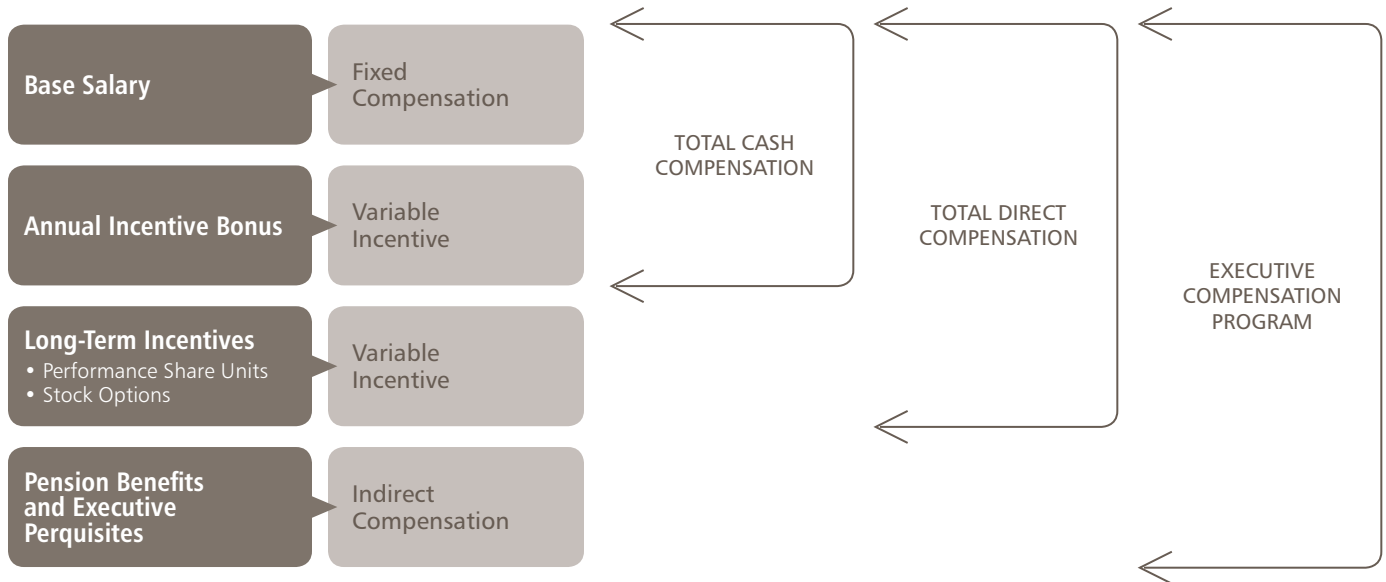
NON-COMPETE, NON-SOLICITATION AND NON-DISCLOSURE

The railroad industry operates in a highly competitive market and CN has undergone a transformational journey to be an industry leader. In recent years, the Company has continued to improve its efforts to protect itself and its confidential information. Accordingly, the Company's long-term incentive award agreements, as well as its non-registered pension plans, contain non-compete, non-solicitation, non-disclosure of confidential information and other restrictive clauses. Payout under the long-term incentive plans or the non-registered pension plans is subject to current or former employees complying with these conditions. Further details related to CN's non-compete and non-solicitation provisions are available on page 49.

Executive Compensation Policy Objectives

The Company's executive compensation policy and programs are designed to ensure that there is a clear link between the Company's long-term strategy, its business plan and executive rewards, thus encouraging appropriate behaviours. A significant proportion of executive incentive remuneration is therefore tied to key corporate objectives that play a pivotal role in driving the organization's short and long-term profitability and return to shareholders. The executive compensation program is also designed to be competitive, in order to attract, retain and motivate outstanding executive talent while providing for appropriate risk control features.

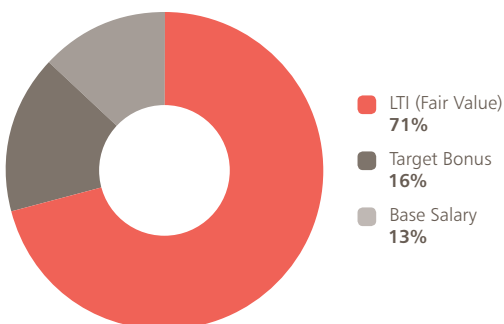
The executive compensation program is comprised of five elements: i) base salary; ii) annual incentive bonus; iii) long-term incentives; iv) pension benefits; and v) executive perquisites. The combination of base salary, annual incentive bonus and long-term incentives defines the total direct compensation offering, which is weighted towards variable, "pay-for-performance" elements.



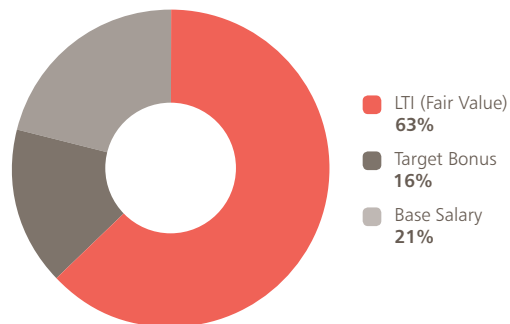
2014 Compensation Mix

The following charts illustrate the President and CEO's 2014 compensation mix (at target), as well as that of the other NEOs (on average). As shown, a significant component of total compensation is "at risk":

President and CEO



All Other NEOs (Average)



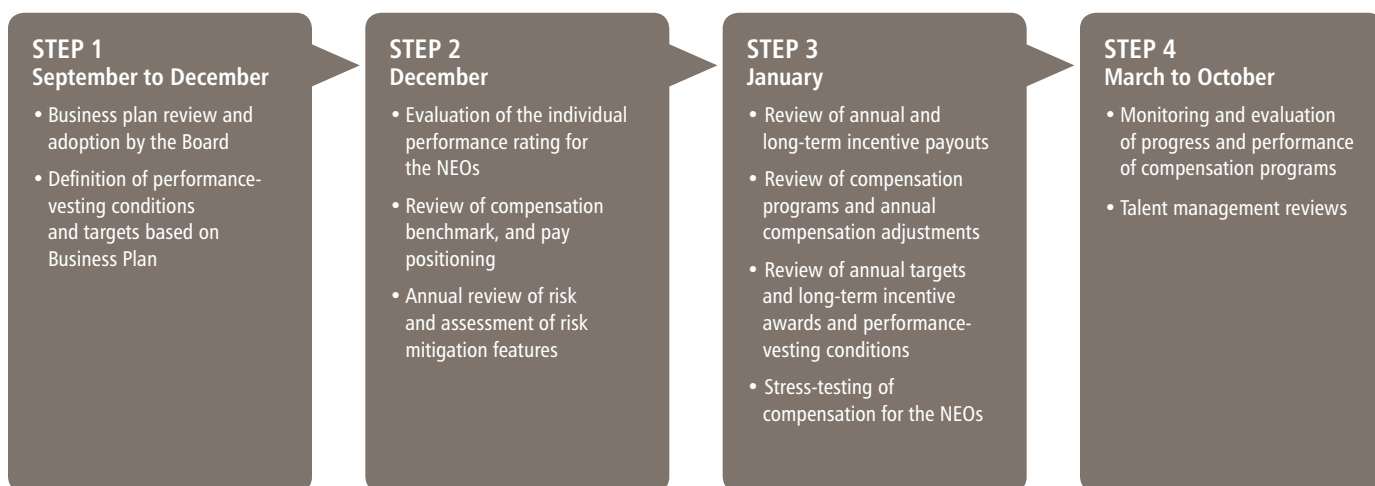
Compensation Policy

THE COMPANY'S EXECUTIVE COMPENSATION POLICY

The executive compensation policy aims to target total direct compensation between the median and 60th percentile of the executives' respective comparator groups. Base salaries and target annual bonuses are set with reference to the median level of the respective comparator group, whereas the grant date fair value of long-term incentives is set with reference to the 60th percentile. The Committee believes that the compensation policy and its principles provide for competitive and reasonable compensation levels.

COMPENSATION DECISIONS AND PROCESS

The compensation is determined as part of an annual process followed by the Committee and outlined in the chart below:



The Committee reviews benchmark information in December each year, and approves compensation adjustments in January of the following year by taking into consideration comparator group practices, economic outlook, leadership abilities, retention considerations and succession plans.

The Committee reviews and recommends for approval by the Board of Directors the performance targets related to both the AIBP and the PSUs in January. These targets are derived from CN's annual business plan, which is prepared by Management and reviewed with the full Board during the Strategic Planning Committee meetings prior to the beginning of the applicable year. Business planning is an extensive process during which Management examines with the Board the economic, business, regulatory and competitive conditions which affect or can be expected to affect CN's business in the following three-year period. Throughout the year, members of the Committee are provided with updates related to the Company's performance against targets. The Board and Committee also have open access to senior management throughout the year, should they wish to discuss specific business issues or seek clarification. The Board and the Committee are therefore confident that they have detailed visibility of the Company's financial performance and that they are appropriately equipped to recommend executive compensation decisions. Finally, throughout the annual executive compensation review process, the Committee also receives and considers advice from its independent compensation consultant, Hugessen.

The annual grant of PSUs and stock options to NEOs and other eligible employees is reviewed and approved by the Board of Directors in January for the then current year. In determining the appropriate long-term incentive fair value granted to each NEO, the Committee considered external market data, as discussed in the "Benchmarking Using Comparator Groups" section, as well as other factors such as individual performance, leadership and talent retention.

The compensation of the NEOs, other than that of the President and CEO, is recommended by the President and CEO and reviewed and recommended by the Committee for approval by the Board. The compensation of the President and CEO is recommended by the Committee and approved by the independent members of the Board of Directors.

BENCHMARKING USING COMPARATOR GROUPS

The median and 60th percentile competitive pay levels are determined using comparator groups, which have been carefully reviewed and endorsed by the Committee as being appropriate for the level and nature of the benchmarked positions. In determining compensation for the NEOs, the Company considers a comparator group of North American companies comprised of the following Class I Railroads: Union Pacific Corporation, CSX Corporation, Norfolk Southern Corporation and Canadian Pacific Railway Limited.

The comparator group is comprised of Class I Railroads that are similar in terms of industry and complexity, including size, revenue, capital investment, and market capitalization. These companies directly compete with CN for key talent. Furthermore, beginning in 2015, half of CN's relative total shareholder return performance (please refer to page 50 for a description of the plan) will be measured against the same comparator group.

The table below shows CN's positioning relative to the primary comparator group for NEOs. Data are as at December 31, 2014.

COMPARATOR GROUP	REVENUE (MILLIONS)	NET INCOME (MILLIONS)	MARKET CAPITALIZATION (MILLIONS)	AVERAGE NUMBER OF EMPLOYEES (THOUSANDS)
Union Pacific Corporation	U.S.\$ 23,988	U.S.\$ 5,180	U.S.\$ 105,900	47,201
CSX Corporation	U.S.\$ 12,669	U.S.\$ 1,927	U.S.\$ 36,200	31,512
Norfolk Southern Corporation	U.S.\$ 11,624	U.S.\$ 2,000	U.S.\$ 33,900	29,063
Canadian Pacific Railway Ltd.	C\$ 6,620	C\$ 1,476	C\$ 37,900	14,575
Average	C\$ 15,658⁽¹⁾	C\$ 3,010⁽¹⁾	C\$ 60,519⁽¹⁾	30,588
Canadian National Railway Company	C\$ 12,134	C\$ 3,167	C\$ 64,900	24,635
Rank	4	2	2	4

(1) Values were converted in Canadian dollars using the December 31, 2014 exchange rate of U.S.\$1.00 = C\$1.1601.

The comparator group used for benchmarking of all executives other than the NEOs is a broad sample of comparable-size U.S. organizations with revenues between U.S.\$6 billion and U.S.\$15 billion that participate in Towers Watson's proprietary database. The Committee also considers

data from this sample for NEOs for purposes of verifying the alignment with general compensation trends, but not for direct benchmarking purposes, given the direct comparability of the above-mentioned Class I Railroads.

COMPONENTS OF THE 2014 EXECUTIVE COMPENSATION PROGRAM

The following table summarizes the components of the Company's executive compensation program, which is driven by the executive compensation policy and weighted towards variable, "pay-for-performance" elements. Each component is then further detailed in this section.

COMPONENT	2014 DESIGN SUMMARY	FORM	OPPORTUNITY	RISK-MITIGATING ELEMENTS	OBJECTIVES AND RATIONALE
Base Salary	<ul style="list-style-type: none"> Fixed rate of pay Individual salary recommendations based on competitive assessment and economic outlook, leadership, retention and succession considerations Performance period: 1 year 	<ul style="list-style-type: none"> Cash 	<ul style="list-style-type: none"> Set with reference to the median of the respective comparator group 	<ul style="list-style-type: none"> Provides for a balanced mix of pay components (fixed vs. variable) Use of external advisor and peer group analysis 	<ul style="list-style-type: none"> Provide competitive level of fixed compensation Recognize sustained individual performance Reflect increase in role responsibility and/or growth in role
Annual Incentive Bonus	<ul style="list-style-type: none"> Annual awards based on achievement of five pre-determined corporate performance objectives (70%) and individual performance (30%) Approximately 4,700 management employees are eligible Performance period: 1 year 	<ul style="list-style-type: none"> Cash-based performance pay 	<ul style="list-style-type: none"> Target is 120% of base salary for the President and CEO and 80% for the other NEOs. Maximum payout is limited to 2.0 times the target For other eligible management employees, target is based on grade level with a maximum payout limited to 1.5 or 2.0 times the target 	<ul style="list-style-type: none"> Use of multiple performance metrics Plan targets reviewed and approved annually based on in-depth review of annual business plan Payouts are capped No guaranteed minimum payout Payouts subject to a clawback policy 	<ul style="list-style-type: none"> Reward the achievement of a balanced set of annual corporate performance objectives Reward the achievement of personal objectives aligned with each employee's area of responsibility and role in realizing operating results Drive superior corporate and individual performance

COMPONENT	DESIGN SUMMARY	FORM	OPPORTUNITY	RISK-MITIGATING ELEMENTS	OBJECTIVES AND RATIONALE
Long-Term Incentives	<p>Performance Share Units (PSUs)</p> <ul style="list-style-type: none"> Performance vesting subject to the attainment of 3-year average return on invested capital targets Payout conditional on the attainment of a minimum share price during the last three months of the plan period Employees must remain in active and continuous service until the last day of the year in which the grant was made to be eligible for payout Performance period: 3 years 	<ul style="list-style-type: none"> Performance-based share units payable in cash 	<ul style="list-style-type: none"> Long-term incentive grant date fair value determined with reference to the 60th percentile of the respective comparator group for NEOs and executives PSU performance vesting factor capped at 150% 	<ul style="list-style-type: none"> Significant weighting towards long-term incentive compensation Overlapping multi-year performance periods Mix of financial and market measures PSU payouts are capped and there is no minimum guaranteed payout Payouts subject to a clawback policy 	<ul style="list-style-type: none"> Align management interests with shareholder value growth Reward the achievement of sustained financial performance Contribute to retention of key talent Recognize individual contribution and potential
	<p>Stock options</p> <ul style="list-style-type: none"> Conventional stock options that vest over 4 years at a rate of 25% per year Grant is approximately of equal value to the Performance Share Units (except for the President and CEO who receives a different proportion due to the 20% limitation under the Management Long-Term Incentive Plan) Employees must remain in active and continuous service until the last day of the year in which the grant was made to be eligible for payout Performance period: 4-year vesting, 10-year term 	<ul style="list-style-type: none"> Stock options 			
Pension Benefits	<p>Canadian Pension Plans</p> <ul style="list-style-type: none"> Defined Benefit Plan: Benefits payable calculated as a percentage of the five-year highest average earnings multiplied by pensionable service Pensionable service period for most defined benefit plans: Maximum of 35 years Defined Contribution Plan: Benefits based on the participant's required contributions and on Company-matched contributions Non-registered plans: Supplement to the registered plans and provide benefits in excess of the <i>Canadian Income Tax Act</i> limits <p>U.S. Pension Plans</p> <ul style="list-style-type: none"> Defined Benefit Plan: Benefits payable calculated as a percentage of the five-year highest average earnings (out of the last 10 years) multiplied by credited service Maximum of 35 years of credited service for most defined benefit plans Savings Plan: 401(k) benefits based on the participant's voluntary contributions and 50% matching by the Company, limited to 3% of base pay Defined Contribution Feature: Additional benefits included in the Savings Plan based on Company contributions equal to 3.5% of base pay Non-registered plans: Supplement to the registered plans and provide benefits in excess of IRS and Railroad Retirement Board limits 	<ul style="list-style-type: none"> Cash payments following retirement 	<ul style="list-style-type: none"> Non-registered plans restricted to executives and senior management employees Most retirement benefits for executives and senior management employees are calculated using base salary and annual bonus (up to target levels) 	<ul style="list-style-type: none"> Annual retirement benefits to President and CEO from non-registered plan capped at U.S.\$1M 	<ul style="list-style-type: none"> Provide an effective and attractive executive compensation program
Executive Perquisites	<ul style="list-style-type: none"> Healthcare and life insurance benefits, annual executive physical exam, club membership, company-leased vehicle, parking, financial counselling and tax services 	<ul style="list-style-type: none"> Non-cash perquisites 	<ul style="list-style-type: none"> Competitive 	<ul style="list-style-type: none"> No tax gross-ups on such perquisites Use of corporate aircraft restricted to business-related purposes 	

Base Salary

The Committee normally reviews the base salaries of executives in January each year, by taking into consideration median comparator group practices, economic outlook, leadership abilities, retention considerations and succession plans. The base salaries of NEOs are paid in U.S. dollars in order to provide for a more precise, meaningful and stable comparison with U.S. denominated salaries of incumbents in equivalent positions within the comparator group.

In 2014, the President and CEO received an increase in base salary of 4.9% in recognition of continued growth in his role and to maintain competitive market positioning. The base salary of other NEOs in 2014 was left unchanged. The Company did not adjust base salaries in 2015 for the NEOs, except for the Executive Vice-President and COO who received an increase to maintain a market competitive compensation envelope.

The following table presents base salary increases for 2014 and 2015 in U.S. dollars:

NAME	2013 (U.S.\$)	2014 (U.S.\$)	INCREASE	2015 (U.S.\$)	INCREASE
Claude Mongeau	1,025,000	1,075,000	4.9%	1,075,000	0.0%
Luc Jobin	600,000	600,000	0.0%	600,000	0.0%
Jim Vena	560,000	560,000	0.0%	600,000	7.1%
Jean-Jacques Ruest	560,000	560,000	0.0%	560,000	0.0%
Sean Finn	528,000	528,000	0.0%	528,000	0.0%

Annual Incentive Bonus Plan

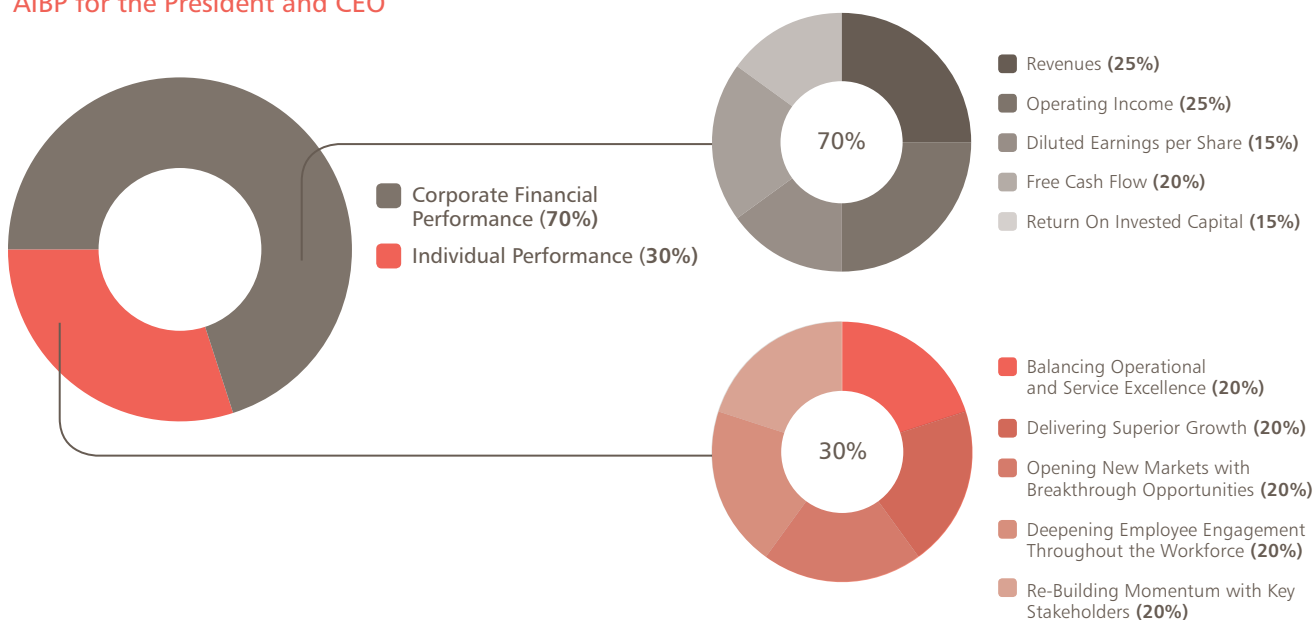
In addition to the NEOs, approximately 4,700 active management employees are eligible to participate in an annual performance-based bonus plan. Under the Company's AIBP, minimum, target and maximum payouts, expressed as a percentage (%) of base salary, are as follows for the President and CEO, the other NEOs, the Senior Vice-Presidents and Vice-Presidents:

POSITION	MINIMUM	TARGET ⁽¹⁾	MAXIMUM ⁽¹⁾
President and CEO	0%	120%	240%
Other NEOs	0%	80%	160%
Senior Vice-Presidents	0%	65%	130%
Vice-Presidents	0%	50/60%	100/120%

(1) As a percentage of base salary as at December 31, 2014.

The following illustrates the 2014 AIBP for the President and CEO:

AIBP for the President and CEO



For 2014, the AIBP was comprised of the following components:

- Corporate financial performance:** 70% of the bonus was linked to the achievement of a balanced set of objectives that contribute to the Company's long-term financial growth and profitability. The Committee ensures that performance goals and conditions are directly aligned with the achievement of the Company's corporate objectives as set out in the Company's business plan, which is recommended by the Strategic Planning Committee and reviewed and approved by the Board of Directors. These corporate objectives are taken into account in establishing the Company's targets under the AIBP. In addition, in setting the AIBP targets for the upcoming year, the Company generally excludes items from the prior year that did not necessarily arise as part of the normal business of the Company, which can impact the comparability of the Company's year-over-year financial performance and the Company's current year targets in relation to the prior year's results.

The bonus payout received under the AIBP depends on the achievement of both corporate (70%) and individual (30%) objectives. This design reflects the Company's view that any short-term incentive should be tied both to the overall performance of the Company and to those areas of its business that each employee can influence directly.

In 2014, the Board of Directors assessed the Company's performance against targets for revenues, operating income, diluted earnings per share, free cash flow and one-year ROIC. These measures were selected because they are quantifiable measures that play a key role in driving the organization's profitability and return to shareholders. Additionally, the Board is of the view that its chosen corporate objectives are appropriate for a capital-intensive business like CN. The 2014 targets were approved by the Board of Directors in January 2014 based on the Company's business and financial outlook at that time.

Under the terms of the AIBP, a maximum corporate performance factor of 150% (or 200% for NEOs and 194 other executives and senior management employees) can be applied to an eligible employee's annual bonus payout when financial results exceed all five corporate performance stretch (maximum) objectives. There is no payout under a given measure if threshold performance is not achieved.

PERFORMANCE OBJECTIVES AND RESULTS – 2014 ANNUAL INCENTIVE BONUS PLAN

In January 2014, the performance targets were set assuming an exchange rate of U.S.\$1.00 = C\$1.0277. During the year, the actual exchange rate was U.S.\$1.00 = C\$1.1038. The Company's revenue targets were therefore adjusted to take into consideration the foreign exchange and difference between actual and forecasted oil and diesel prices with respect to the Company's fuel surcharges. The following table therefore compares the 2014 adjusted performance targets with the actual 2014 results as reported by the Company.

IN MILLIONS (EXCEPT PER SHARE DATA AND ROIC)	CORPORATE OBJECTIVES AS OF JANUARY 1, 2014 ⁽¹⁾			CORPORATE OBJECTIVES AS ADJUSTED ⁽²⁾		RESULTS 2014 (C\$)	PERFORMANCE ASSESSMENT
	WEIGHT	BASE (THRESHOLD) (C\$)	STRETCH (MAXIMUM) (C\$)	BASE (THRESHOLD) (C\$)	STRETCH (MAXIMUM) (C\$)		
Revenues	25%	11,175	11,350	11,644 ⁽³⁾	11,819 ⁽³⁾	12,134	Exceeds
Operating Income	25%	4,130	4,255	4,329	4,454	4,624	Exceeds
Diluted Earnings Per Share	15%	3.27	3.40	3.42	3.55	3.85	Exceeds
Free Cash Flow ⁽⁴⁾	20%	1,550	1,650	1,694	1,794	2,220	Exceeds
ROIC ⁽⁵⁾	15%	15.30%	15.90%	15.30%	15.90%	17.36%	Exceeds

(1) Corporate objectives assume an exchange rate of U.S.\$1.00 = C\$1.0277.

(2) Corporate objectives and results reflect an actual exchange rate of U.S.\$1.00 = C\$1.1038.

(3) Revenues target has been adjusted to reflect actual fuel surcharges invoiced to clients based on actual oil and diesel prices in 2014.

(4) Free cash flow does not have any standardized meaning prescribed by Generally Accepted Accounting Principles and therefore, may not be comparable to similar measures presented by other companies. The Company believes that free cash flow is a useful measure of performance as it demonstrates the Company's ability to generate cash for debt obligations and for discretionary uses such as payment of dividends and strategic opportunities. The Company defines its free cash flow measure as the difference between net cash provided by operating activities and net cash used in investing activities; adjusted for changes in restricted cash and cash equivalents and the impact of major acquisitions, if any.

(5) ROIC measures the Company's efficiency in the use of its capital funds and is viewed as a key measure of long-term value generation to its shareholders. ROIC is generally calculated as net income before interest expense, divided by the total of the average net indebtedness and the average shareholders' equity, and may, in certain instances, be adjusted for certain items as determined by the Committee.

As a result of the Company's focus on operational and service excellence and solid execution despite brutal winter conditions, CN's 2014 growth continued to outpace that of the overall economy, generating the highest volumes and earnings in its history. The Company produced solid free cash flow, supported in part by the monetization of underutilized assets. The Company continued to reinvest in the business, with 2014 capital spending of C\$2.3 billion. At the same time, the Company maintained its commitment to creating shareholder value. In 2014, the Company's dividend was increased by 16% and 22.4 million shares were repurchased, returning over C\$2.3 billion to shareholders.

For 2014, after considering the financial results against established corporate objectives, the Board of Directors assessed the corporate performance at "exceeds", allowing for a corporate performance factor of 150% (or 200% for NEOs and other executives and senior management employees).

2. Individual performance: 30% of the bonus was based on personal business-oriented goals that considered the strategic and operational priorities related to each executive's respective function, with a strong overall focus on: balancing operational and service excellence, delivering superior growth, opening new markets with breakthrough opportunities, deepening employee engagement and stakeholder engagement. The individual performance factor can range from 0% to 200% for NEOs and other executives and senior management employees. For all other eligible management employees, the performance factor can range from 0% to 150%. The individual performance factor for the President and CEO is based on an individual assessment reviewed and approved by the Committee.

In 2014, the individual objectives of the NEOs included both quantitative measures and qualitative strategic and operational considerations related to their function. At year-end, the President and CEO reviewed the performance of the other NEOs, taking into consideration their achievements against their pre-determined individual objectives and

determined their individual performance rating, subject to Committee review and Board approval. The Committee then reviewed and reflected on each NEO's, other than the President and CEO's, individual achievements against goals, as well as their overall leadership in meeting their function's objectives. For 2014, taking into account the recommendations of the President and CEO, the Committee determined that the NEOs had achieved their personal objectives and recommended for approval by the Board each of their individual performance ratings, which translates to the performance factor to be applied to the calculation of their bonus payout.

Despite a year of strong results, including the achievement of record volumes and continued industry-leading operating metrics, the Committee reviewed and recommended for Board approval management's recommendation for a reduced overall individual performance factor for the President and CEO and the COO at 100% in light of the Company's safety performance. In 2014, the Company experienced a year-over-year deterioration in its quantitative safety metrics, due in part to challenging winter conditions. Management took immediate action and is committed to reverse this trend in 2015, with safety objectives playing an even more prominent role in the individual performance factor of the President and CEO in 2015.

In 2014, the overall average individual performance factor for the NEOs, including the President and CEO, was 110%.

Any annual incentive bonus payout under the individual component is conditional upon a payout being declared under the corporate component. In addition, should corporate performance be assessed at "partially meets" (i.e. a corporate performance factor below 100%), the individual performance factor will be prorated to the same level.

The following formula illustrates how an eligible management employee's annual base salary (as at December 31, 2014), target payout (expressed as a percentage of base salary), corporate and individual performance factors interact in the determination of the actual annual bonus payout:

$$\begin{array}{c}
 \text{ANNUAL BASE SALARY} \times \text{TARGET PAYOUT} \times 70\% \times \text{CORPORATE PERFORMANCE FACTOR} \\
 + \\
 \text{ANNUAL BASE SALARY} \times \text{TARGET PAYOUT} \times 30\% \times \text{INDIVIDUAL PERFORMANCE FACTOR} \times \text{CORPORATE PERFORMANCE FACTOR WHEN BELOW 100\%}
 \end{array}$$

In 2014, the average payout for the NEOs, including the President and CEO, was 173% of target payout. The actual payouts are reported in the Summary Compensation Table on page 56, under the column Non-equity incentive plan compensation—Annual incentive plans.

Executives, including the NEOs, and senior management employees, are required to provide the Company with a six-month notice period prior to retirement. This measure was instituted to allow for improved succession planning and to maximize the effectiveness of transitions. Employees who fail to provide such notice forfeit any accrued and future bonus under the AIBP, save for specific and exceptional circumstances.

LONG-TERM INCENTIVES

The Board of Directors considers a number of factors to assess the Company's long-term incentive strategy, including the balance between long-term value creation and shareholder wealth protection, executive stock ownership position versus stock option holdings, executive retention risk, as well as the dilution impact of the different long-term incentive vehicles. Since 2005, the Board of Directors has elected to grant a combination of stock options and PSUs to NEOs, as well as to designated executives and senior management employees.

In 2014, the Company changed the methodology used for long-term incentives valuation to reinforce alignment throughout the compensation review process. As a result, the LTI value disclosed in 2014 in the Summary Compensation Table (page 56) is calculated using Towers Watson expected life binomial methodology. The same valuation methodology is also used for benchmark and grant purposes. The new valuation methodology will provide for more precise and comparable compensation information.

The stock options and PSUs granted are of approximately equal value for all eligible employees, except for the President and CEO. The President and CEO's long-term incentive award has a smaller relative weight in stock option value, due to the 20% limitation on the number of stock options that can be awarded to any one individual in a particular year, pursuant to the terms of the Management Long-Term Incentive Plan (please refer to page 63 for a description of the plan).

The annual grant of PSUs and stock options to NEOs and other eligible employees is reviewed and approved at the meetings of the Committee and the Board of Directors which takes place each year in January. In order to determine each NEO's LTI award, the Committee takes into consideration individual performance, retention risk and succession plans, as well as the Company's compensation philosophy and the value of LTIs granted over the last three years by the Class I Railroads included in the comparator group (please refer to section "Benchmarking Using Comparator Groups" on page 43). The Committee does not take into account previous executive grants when setting the individual awards, as the LTI plans are inherently performance-based.

The exercise price of the stock options granted is equal to the closing price of the Company's common shares on the TSX or the NYSE on the grant date.

Since 2011, a "one-year minimum active service" condition has been included in the stock options and PSU award agreements, in order to encourage retention of key talent approaching retirement. In other words, should an executive, including NEOs, or other management employee retire in the year of the award agreement, PSUs and stock options awarded pursuant to that agreement will be forfeited. The "one-year minimum active service" condition upon retirement will be increased to 15 months for PSUs beginning in 2015 to support retention of key employees during the critical winter period (please refer to "Changes to Compensation in 2015" on page 50 for more details).

PERFORMANCE SHARE UNITS: 2014 AWARD

The Share Units Plan was approved by the Board of Directors in 2004. The objective of the Share Units Plan is to enhance the Company's ability to attract and retain talented employees and to provide alignment of interests between such employees and the shareholders of the Company. PSUs awarded are generally scheduled for payout after three years and the performance vesting factor is determined in relation to the achievement of a target related to the Company's average ROIC over the plan period. In 2014, the average ROIC objective applied to the three-year period ends on December 31, 2016. PSU payout is also conditional upon meeting a minimum average closing share price during the last three months of 2016. The performance vesting factor is capped at 150% of target.

The ROIC for each of the applicable plan years is generally calculated as net income before interest expense, divided by the total of the Company's average net indebtedness and the average shareholders' equity, and may, in certain instances, be adjusted for certain items as determined by the Committee. ROIC measures the Company's efficiency in the use of its capital funds and is viewed as a key measure of long-term value generation to its shareholders.

The decision to use the ROIC performance measure for both short and long-term incentives is based on a prudent risk management approach in order to focus on ROIC over different time periods (one year vs. three years). Moreover, the weighting of the ROIC condition under the AIBP is limited to 15% of target bonus and ROIC performance objectives are based on the Business Plan. Finally, as explained on page 50, a new Relative TSR condition will be introduced for PSUs in 2015 (in addition to the ROIC performance measure).

PSUs granted in 2014 to NEOs and other designated employees are subject to the attainment of the performance measures presented in the table below:

PERFORMANCE OBJECTIVES – PERFORMANCE SHARE UNITS – 2014 AWARD

	OBJECTIVE	PERFORMANCE VESTING FACTOR ⁽¹⁾
Performance Objective: Average ROIC for the three-year period ending on December 31, 2016	Below 13.5%	0%
	13.5%	50%
	14.5%	100%
	15.5%	125%
	16.5% and above	150%
Payout Condition: Minimum average closing share price for the last three months of 2016	C\$59.65 on the TSX or U.S.\$56.04 on the NYSE	

(1) Interpolation applies between objectives.

If the performance measures are met, the payout for cash-settled PSUs, made in the currency of the recipient's salary, will be calculated as follows:

$$\text{NUMBER OF 2014 PSUs AWARDED} \times \text{PERFORMANCE VESTING FACTOR} \times \text{20-DAY AVERAGE CLOSING SHARE PRICE ON JANUARY 31, 2017}$$

The grant date fair value of the PSUs awarded to each NEO in 2014 is included in the Summary Compensation Table on page 56, under the Share-Based Awards column.

In October 2014, CN modified its Share Unit Plan to provide for future award payouts to be settled in CN common shares purchased on the open market rather than cash. The changes will affect PSU awards made in 2015 and beyond and aim to support higher ownership among participants. Following the modification of the Share Units Plan, executives, including NEO and senior management employees, were offered a one-time election to settle 2013 and 2014 future PSU award payouts in CN common shares purchased on the open market rather than cash and according to the plan terms.

PERFORMANCE SHARE UNITS: 2012 AWARD PAYOUT

The PSUs awarded in 2012 to NEOs and other designated employees vested based on the achievement of an average ROIC for the three-year period ending on December 31, 2014. Over the past three years, CN's share price has increased by 100% in Canada, in comparison to a 22% increase of the S&P/TSX Composite Index. In addition, the Company's market capitalization in Canada has increased by nearly C\$29 billion during this same period. The Company's superior performance therefore led to the achievement of a three-year average ROIC of 16.57% and resulting in a performance vesting factor of 150%. As the minimum average closing share price condition was also met, payout occurred in February 2015 in accordance with the Share Units Plan and the 2012 award agreement.

PERFORMANCE OBJECTIVES AND RESULTS – PERFORMANCE SHARE UNITS – 2012 AWARD

	OBJECTIVE	PERFORMANCE VESTING FACTOR ⁽¹⁾	RESULTS
Performance Objective: Average ROIC for the three-year period ending on December 31, 2014	Below 13.0% 13.0% 14.0% 15.0% 16.0% and above	0% 50% 100% 125% 150%	16.57%
Payout Condition: Minimum average closing share price for the last three months of 2014	C\$39.01 on the TSX or U.S.\$38.08 on the NYSE		C\$77.90 U.S.\$68.42

(1) Interpolation applies between objectives.

The value vested during the year for each NEO is included in the table Incentive Plan Awards—Value Vested or Earned During the Year, and under the Share-Based Awards—Value Vested During the Year column on page 62.

STOCK OPTIONS

Stock options were granted in 2014 to NEOs and other designated employees pursuant to the Management Long-Term Incentive Plan (the "Plan"). Please refer to page 63 for details of the Plan. The stock options granted in 2014 vest over four years at a rate of 25% at each anniversary date and have a 10-year term. Grants were made in the currency of the recipient's salary.

Stock options are granted with the objective of rewarding NEOs and other designated employees for creating sustainable, long-term shareholder value. If the share price increases between the grant date and the vesting date, stock options will have a realizable value. Gains are realized once the stock options are exercised. The gain will be equivalent to the difference between the share price on the date of exercise and the grant date share price, multiplied by the number of stock options exercised.

The grant date fair value of the stock options awarded to NEOs in 2014 is included in the Summary Compensation Table on page 56, under the Option-Based Awards column.

EXECUTIVE PERQUISITES

NEOs are eligible to receive perquisites and personal benefits in accordance with the Company's policy and in line with general market practices. These typically include the use of a company-leased vehicle, parking, financial counselling and tax services, club membership, certain healthcare benefits and life insurance and an annual executive physical exam. Other executives and senior management employees are also eligible to receive select perquisites; the type and value of the perquisites are generally determined by the grade of the employee's position. Since 2010, all executives must comply with the aircraft utilization policy which restricts the usage of the corporate aircraft to business-related purposes only, save for exceptional circumstances and provided all incremental costs are fully reimbursed. Since January 2010, tax gross-ups on the value of certain executive perquisites have been eliminated.

EMPLOYEE SHARE INVESTMENT PLAN

The Employee Share Investment Plan (the "ESIP"), available to all Company employees, provides the opportunity to participate in CN's ownership through the purchase of voting shares on the open market via payroll deductions. Employees may contribute between 1% and 10% of their gross base salary to the ESIP every pay period. The Company provides a 35% match on the first 6% of employee contributions. Both employee and employer contributions vest immediately. Approximately 77% of CN's employees are shareholders of the Company through participation in the ESIP, and in 2014, all NEOs participated in the ESIP. The value of the Company match received by NEOs in 2014 under the ESIP is indicated in the Details of the All Other Compensation Amounts table on page 59.

Other Key Compensation Programs of the Company

STOCK OWNERSHIP

The Committee strongly supports stock ownership by executives. Stock ownership guidelines require a minimum level of stock ownership, set as a multiple of base salary, to be achieved within a five-year period to align the interests of executives with those of shareholders. As at December 31, 2014, 199 executives and senior management employees are subject to share ownership guidelines. Once executives and senior management employees have met their initial shareholding requirements, they are required to maintain compliance, which is reported annually to the Committee. Stock ownership guidelines can be met through the holding of common shares and vested deferred share units under the Company's Voluntary Incentive Deferral Plan (the "VIDP").

Stock options (vested or unvested) and unvested LTI grants do not count towards the minimum level of stock ownership. Stock ownership requirements are as follows:

	GUIDELINES
President and CEO	5 times base salary
Executive and Senior Vice-Presidents	3 times base salary
Vice-Presidents	1.5 to 2 times base salary
Senior Management	1 time base salary

The President and CEO is also required to maintain his stock ownership guideline level until one year after retirement. As at December 31, 2014, all NEOs exceeded their share ownership requirements.

STOCK OWNERSHIP STATUS AS AT DECEMBER 31, 2014

NAMED EXECUTIVE OFFICER	NUMBER OF SHARES HELD ⁽¹⁾	VALUE OF HOLDINGS ⁽²⁾ (C\$)	VALUE REQUIRED TO MEET GUIDELINES ⁽³⁾ (C\$)	HOLDINGS AS A MULTIPLE OF BASE SALARY ⁽³⁾
Claude Mongeau	477,291	38,192,826	5,936,690	32.2 ×
Luc Jobin	60,340	4,828,407	1,988,100	7.3 ×
Jim Vena	58,534	4,693,891	1,855,560	7.6 ×
Jean-Jacques Ruest	186,250	14,903,725	1,855,560	24.1 ×
Sean Finn	75,220	6,019,104	1,749,528	10.3 ×

(1) Common shares and/or vested deferred share units as at December 31, 2014.

(2) Value is based on the closing share price of the common shares on December 31, 2014 on the TSX (C\$80.02), or the fair market value at the time of purchase if greater.

(3) U.S. \$ salaries as at December 31, 2014 were converted to Canadian dollars using the average rate during the year (U.S.\$1.00 = C\$1.1045).

ANTI-HEDGING POLICY

Under the Company's Insider Trading Policy, no directors, officers or employees can engage in hedging activity or in any form of transactions in publicly traded options on CN securities. This relates to all forms of derivatives, including "puts" and "calls".

CHANGE OF CONTROL PROVISIONS

The Management Long-Term Incentive Plan and the Share Units Plan include "double trigger provisions". Pursuant to such provisions, the vesting of non-performance stock options or PSUs awarded held by a participant would not accelerate upon a Change of Control, unless the participant is terminated without cause or resigns for good reason. A Change of Control means any of the following events:

- in the event the ownership restrictions in the *CN Commercialization Act* are repealed, a formal bid for a majority of the Company's outstanding common shares;
- approval by the Company's shareholders of an amalgamation, merger or consolidation of the Company with or into another corporation, unless the definitive agreement of such transaction provides that at least 51% of the directors of the surviving or resulting corporation immediately after the transaction are the individuals who, at the time of such transaction, constitute the Board and that, in fact, these individuals continue to constitute at least 51% of the board of directors of the surviving or resulting corporation during a period of two consecutive years; or
- approval by the Company's shareholders of a plan of liquidation or dissolution of the Company.

The amended provisions state that acceleration of vesting would not occur if a proper substitute to the original stock options or share units is granted to the participant. If such substitute is granted and a participant is terminated without cause or submits a resignation for good reason within 24 calendar months after a Change of Control, all outstanding substitute stock options or share units which are not then exercisable shall vest and become exercisable or payable in full upon such termination or resignation. Substitute stock options that are vested and exercisable shall remain exercisable for a period of 24 calendar months from the date of such termination or resignation and units shall be paid within 30 days. Discretion is left to the Board of Directors to take into account special circumstances. The definition of a resignation for good reason is included in the Termination and Change of Control Benefits table on page 67.

NON-COMPETE / NON-SOLICITATION PROVISIONS

Non-compete and non-solicitation provisions are included in the PSU and stock option award agreements for all executives and other management employees. In 2010, the Board of Directors approved the inclusion of non-compete and non-solicitation provisions to certain supplemental retirement plans and arrangements. Such provisions were also harmonized in 2010 and 2011 across the non-registered pension plans that apply to all executives and senior management employees.

Non-compete and non-solicitation provisions will be applied if a recipient fails to comply with certain commitments for a two-year period following termination of employment. Those commitments prohibit:

- the use of confidential CN information for any purpose other than performing his or her duties with CN;
- engaging in any business that competes with CN;
- soliciting, accepting the business of a customer, client, supplier or distributor of CN or hiring or engaging employees of CN;
- taking advantage or profit from any business opportunity of which they became aware in the course of employment with CN; and
- taking any action as a result of which relations between CN and its consultants, customers, clients, suppliers, distributors, employees or others may be impaired or which might otherwise be detrimental to the business interests or reputation of CN.

EXECUTIVE COMPENSATION CLAWBACK

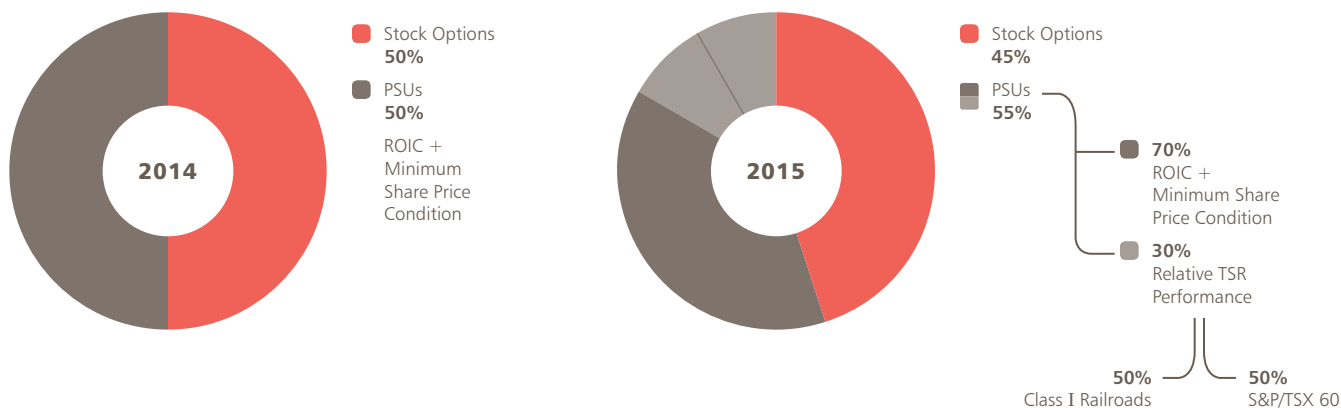
CN's clawback policy, adopted in 2008, applies to all CN executives. Under this policy, the Board may, in its sole discretion, to the full extent permitted by governing laws and to the extent it determines that it is in the Company's best interest to do so, require reimbursement of all or a portion of annual and long-term incentive compensation received by an executive. The Board of Directors may seek reimbursement of full or partial compensation from an executive or former executive officer in situations where:

- the amount of incentive compensation received by the executive or former executive officer was calculated based upon, or contingent on, the achievement of certain financial results that were subsequently the subject of or affected by a restatement of all or a portion of the Company's financial statements;
- the executive officer engaged in gross negligence, intentional misconduct or fraud that caused or partially caused the need for the restatement; and
- the incentive compensation payment received would have been lower had the financial results been properly reported.

Changes to Compensation in 2015

In 2014, the Committee undertook a review of the long-term incentive plan in an effort to further align the interests of management and shareholders and to ensure that competitive compensation practices are in place. The following changes were approved by the Board in October 2014 and will apply to 2015 LTI awards:

LTI Award



- **Introduction of Relative Total Shareholder Return performance measures to the PSUs**—The introduction of Relative TSR measures will increase alignment between executive pay and shareholder returns and will provide a performance measure based on CN’s performance relative to its peers. For the 2015 award, CN’s relative TSR will be measured against two comparator groups: i) Class I Railroads (same comparator as for NEOs compensation benchmarking), and ii) S&P/TSX 60 companies. The comparator groups were determined considering markets where CN competes for capital investments.
- **Increased emphasis on PSUs within the overall LTI mix**—With the introduction of new performance measures for PSUs, the LTI mix has been adjusted to ensure that a significant portion of LTI awards are based on ROIC and TSR performance.
- **Maximum payout opportunity increased to align with market practice of other Class I Railroads**—Commensurate with the increase to the maximum payout opportunity, the stretch performance level on the ROIC performance conditions will further support strong payout for performance alignment. Further, the introduction of two new relative TSR performance measures will make the achievement of the maximum payout more challenging under the new design.
- **Settlement of PSUs in equity**—The new settlement approach will provide participants with the flexibility of holding CN shares upon settlement to encourage increased share ownership among middle and senior management employees.
- **Vesting conditions in case of retirement**—The minimum service period for PSUs in case of retirement was increased to retain key employees during the critical winter season and the retirement definition for stock options and PSUs was adjusted to support retention of newly hired senior employees.

The following table summarizes the changes set forth in 2015:

	2014	2015
LTI Weighting	Stock Options – 50% PSUs – 50%	Stock Options – 45% PSUs – 55%
PSUs		
Performance Criteria	100% ROIC and minimum share price condition	70% ROIC and minimum share price condition 30% Relative TSR ranking against Class I Railroads and S&P/TSX 60 companies
Maximum Payout	150%	200%
Minimum Service Condition in Case of Retirement	12 months	15 months
Settlement	Cash-settled	Equity-settled in CN common shares purchased on the open market

Risk Mitigation in our Compensation Program

One of the Company’s fundamental goals is to create sustained shareholder value. To support this objective, the Committee focuses on developing and recommending an executive compensation philosophy and program that aligns with the Company’s business strategy, emphasizes pay-for-performance, and encourages the right behaviours. Hence, many characteristics of the Company’s executive compensation program serve to mitigate risk and emphasize the importance of longer-term value creation:

Structured Process

- An annual review of the performance measures under the Company’s AIBP and Share Units Plan takes place to ensure their continued relevance.
- The Committee completes a formal assessment of performance each year, and can then use discretion to increase or decrease any compensation awards if it deems appropriate based on market factors or other extenuating circumstances.

Balanced Program

- The compensation program appropriately balances fixed and variable pay, as well as short-term and long-term incentives (in aggregate, approximately 80% of NEOs' target total direct compensation is directly linked to the Company's performance).
- The corporate component of the AIBP includes five performance metrics that are appropriately balanced between "top-line" measures and "bottom-line" measures, thus diversifying the risk associated with the use of any single performance metric (please refer to section "Annual Incentive Bonus Plan" on page 45 for more information).
- There are multi-year, overlapping performance periods for the PSUs and stock options, which encourages consistent, long-term behaviour.
- The LTI awards, which constitute a significant portion of NEO compensation, vest over a 3 or 4-year period, motivating executives to create longer-term value.
- The performance measures used within the Share Units Plan reflect an appropriate balance between financial and share price conditions.
- The use of the same performance measure (ROIC) for the AIBP (one year) and PSUs (three-year average) ensures balance between short- and long-term performance sustainability on key capital investment expenditures.

Fixed Limits on Variable Compensation

- The AIBP and the Share Units Plan are designed to include the possibility of a zero payout, as well as a pre-defined maximum.
- Annual retirement benefits for the President and CEO from the non-registered pension plan are capped.

Protection Mechanisms

- The Company's executive compensation clawback policy allows the Board, in certain situations, to request the full or partial reimbursement of annual and long-term incentive awards received by executives (please refer to section "Executive Compensation Clawback" on page 49 for more information).
- The NEOs are not governed by employment contracts and the long-term incentive plans include "double-trigger provisions", such that the vesting of LTI awards would generally not accelerate upon a Change in Control.
- Under the Company's Insider Trading Policy, directors, executives and employees are prohibited from engaging in hedging activities against CN securities.
- In order to further align their interests with those of shareholders, executives and senior management employees (199 individuals) are required to meet specific stock ownership guidelines. In addition, the President and CEO must maintain his stock ownership level for one year after retirement (please refer to section "Stock Ownership" on page 48 for more information).
- Commencing at various dates, for executives and senior management employees, the payout of LTI awards and the payment of retirement benefits under the Company's non-registered pension plans, are conditional on compliance with the conditions of their benefit plans, award or employment agreements, including but not limited to non-compete, non-solicitation, non-disclosure of confidential information and other restrictive covenants (please refer to section "Non-Compete/Non-Solicitation Provisions" on page 49 for more information).

Independent Advice

- Management retains the services of an external executive compensation consultant to assist in compensation related matters for its executives. The Committee retains the services of an independent executive compensation consultant to provide advice on compensation recommendations that are presented for Committee approval.

In 2011, Towers Watson was mandated to review the Company's compensation policy, programs and practices and assessed any potential risk implications. Towers Watson concluded that "there does not appear to be significant risks arising from CN's compensation programs that are reasonably likely to have a material adverse effect on the company". The Committee played an active role in reviewing the Risk Assessment report and in discussing the improvement actions suggested by Towers Watson. As a result, the Committee requested that Management perform more extensive stress-testing on future LTI awards, to validate that programs are aligned with CN's pay-for-performance principles. Since 2012, stress-testing exercises are performed on the NEOs' LTI grants proposed by human resources management and results are presented to the Committee for their consideration prior to the Committee and the Board approving such grants. CN has requested that Towers Watson annually review the actions taken by CN since the initial risk assessment report and comment on any potential risks.

In December 2014, Towers Watson considered the actions taken by CN and once again confirmed that "overall, there do not appear to be significant risks arising from CN's compensation programs that are reasonably likely to have a material adverse effect on the Company". Based on the adjustment to the LTI design performed in 2014 that will apply to the 2015 LTI grants, Towers Watson also indicated that "the increased weight on PSUs in the LTI mix and the introduction of the relative TSR measure align with both competitive market trends and "best practice" governance standards, which favour performance-based equity over time-vested equity and a focus on relative performance". The Committee supports the conclusion from the Towers Watson risk assessment report and in its own assessment determined that proper risk mitigation features are in place within the Company's compensation programs.

Throughout the year, the Committee plays an important oversight role related to the identification and management of risks associated with CN's compensation programs and practices. For example, *in camera* sessions, restricted to members of the Committee, are held at the start of each of the Committee meetings to allow for discussion regarding any compensation or risk related issue. The Committee also believes in the benefits of a certain level of overlapping membership between the Audit and the Human Resources and Compensation Committees, particularly with regard to risk monitoring. As such, Donald J. Carty, Chair of the Audit Committee, is a member of the Human Resources and Compensation Committee and Ambassador Gordon D. Giffin, Chair of the Human Resources and Compensation Committee, is a member of the Audit Committee. James E. O'Connor, Chair of the Strategic Planning Committee, is also a member of the Human Resources and Compensation Committee and Ambassador Gordon D. Giffin is a member of the Strategic Planning Committee. These overlaps effectively provide a link between committees' risk oversight responsibilities.

President and Chief Executive Officer's Compensation

Claude Mongeau,

PRESIDENT AND CHIEF EXECUTIVE OFFICER

Mr. Mongeau became President and Chief Executive Officer of CN on January 1, 2010. He joined CN in May 1994 and has held the positions of Assistant Vice-President Corporate Development, and Vice-President, Strategic and Financial Planning. He was appointed Executive Vice-President and Chief Financial Officer in October 2000.

As President and CEO, Mr. Mongeau is responsible for providing leadership and vision for CN, as well as achieving strategic and operational goals that will build long-term shareholder value. More details on his role are available in the Company's Corporate Governance Manual, available at www.cn.ca, under Delivering Responsibly/Governance.

COMPENSATION

The President and CEO's annual compensation takes into account factors such as competitive positioning against market, economic outlook, and leadership abilities. Mr. Mongeau's annual compensation is recommended by the Committee and approved by the independent members of the Board of Directors. The President and CEO serves at the will of the Board and does not have an employment contract.

BASE SALARY

In 2014, Mr. Mongeau's base salary was increased from U.S.\$1,025,000 to U.S.\$1,075,000 (C\$1,187,338) to maintain his competitive position against market.

ANNUAL INCENTIVE BONUS PLAN

As in prior years, Mr. Mongeau's target bonus for 2014 was 120% of his base salary. As is the case for other management participants in the AIBP, 70% of the bonus payout is based on corporate performance and 30% is based on individual performance.

The Company's 2014 performance was characterized by brutal first-quarter winter weather which impacted performance, followed by a strong rebound starting in March, and capped by record full-year freight volumes. Executing on the Company's objective to grow faster than the overall economy at low incremental cost drove a 15% increase in revenue, a 150 basis-point improvement in the operating ratio, a 25% increase in earnings-per-share, and a 37% increase in free cash flow. The Company continued to invest for safety, growth and productivity with 2014 capital expenditures representing 19% of revenues. The Company's disciplined approach to capital spending supported a 17% return on invested capital, a 84 basis-point improvement versus 2013. CN also maintained its strong commitment to shareholders, returning 73% of net income through buybacks and dividends. Shareholders also benefited from a 32% appreciation in shares price on the Toronto Stock Exchange (21% on the NYSE). After considering the 2014 financial results against the established corporate financial objectives, the Board of Directors assessed the corporate performance as "exceeds", allowing for a corporate financial performance factor of 200% for the President and CEO.

The individual performance of the President and CEO is measured against goals, objectives and standards approved annually by the Committee and the Board. The individual goals set at the beginning of 2014 included elements covering performance in the following areas: balancing operational and service excellence (20%); delivering superior growth (20%); opening new markets with breakthrough opportunities (20%); deepening employee engagement throughout the workforce (20%); and re-building on our momentum with key stakeholders (20%).

Specific measures, both quantitative and qualitative, are considered in each of the above-mentioned categories. Additional details on each category are presented below. The Committee reviewed the President and CEO's performance in each area and, despite a year of strong results, recommended for Board approval management's recommendation for a reduced overall individual performance factor at 100% in light of the Company's safety performance. The Committee recommended to the Board the approval of the President and CEO's annual incentive bonus payout of U.S.\$2,193,000 (C\$2,544,099).

BALANCING OPERATIONAL AND SERVICE EXCELLENCE

Despite the significant first-quarter challenges created by the winter of a lifetime with extreme cold conditions, CN maintained its industry-leading operating ratio by achieving a near-record 61.9% in 2014, approximately five points better than the industry average. CN also continued to lead the industry with respect to key operating metrics, including an average train speed of twenty-six miles-per-hour, over 15% better than the industry average; an average dwell time of seventeen hours, over 25% better than the industry average; a 2.5% improvement in gross ton miles per U.S. gallon of fuel consumed, maintaining CN's industry-leading fuel efficiency; and an almost 8% improvement in labour productivity (gross ton miles per average number of employees). CN's ability to execute on its Operational and Service Excellence objectives enabled the Company to deliver industry-leading volume growth, and to do so at low incremental cost.

Under Mr. Mongeau's leadership, the Company also continued to build on its commitment to becoming a true supply chain enabler. Through a portfolio of initiatives called Customer FIRST, CN continued to develop innovative solutions to address key customer pinch points, including the first and last miles of the shipment cycle. iAdvise, the latest first-mile/last-mile initiative, built critical mass in 2014 when the program was rolled out for CN's largest customers. iAdvise is providing customers with the timely, accurate information they need to better plan their operations and is helping to elevate CN ahead of the competition.

CN experienced an increase in injuries and accidents in 2014. In regards to injuries, the deterioration was largely attributable to an increase in slips, trips and falls due in part to the challenging winter conditions. In terms of accidents, the very cold temperatures specifically impacted the steel components of railcars and the track infrastructure. The Company also saw an increase in accidents on some of its branch lines that have recently experienced significant volume growth. Mr. Mongeau and his team took immediate action by further increasing its efforts to emphasize the need for employees to be cognizant of changing weather conditions and to ensure an attentive approach to walking in yards and alongside tracks. An immediate, supplemental communication plan was rolled out to employees during the winter, and updated procedures on preventing slips, trips and falls were rolled into the Company's training curriculum. CN also increased its corridor

risk assessments, which enabled pinpointed risk mitigation investments such as the installation of additional wayside inspection sites, along with additional training for car inspectors to ensure the quality of inspections is at the highest skill level. Visual patrols and the frequency of ultrasonic rail flaw detection inspections were also increased on key branch lines.

DELIVERING SUPERIOR GROWTH

Under Mr. Mongeau's leadership, the Company continued to improve its performance with respect to Operational and Service Excellence, supply chain enabling, service innovation, and investing ahead of the curve. The Company's success in these areas builds the foundation for superior growth. In 2014, the Company once again significantly over-performed relative to economic conditions. CN posted 8% carload growth, versus the Class I rail industry average of 5%, to achieve all-time record volumes. Revenues grew 15% to just over C\$12 billion, also a Company record. Volume growth was broad-based and included market share gains in intermodal and automotive; growth related to new energy markets; and record grain shipments relating to a 100-year Canadian crop. Demonstrating the value of the Company's service and capacity, as well as the end-to-end supply chain approach which helps customers to reduce costs and to win in their own markets, enabled CN to once again achieve inflation-plus pricing.

OPENING NEW MARKETS WITH BREAKTHROUGH OPPORTUNITIES

Under Mr. Mongeau's leadership, the Company continued to focus its efforts on developing breakthrough opportunities that leverage the strength of CN's franchise, its end-to-end supply chain mindset and its ability to grow at low incremental cost. These initiatives require a longer-term perspective as well as an immediate commitment to ensuring the allocation of adequate resources. Several new markets continued to grow significantly in 2014, including commodities related to energy markets and import/export containerized trade. In 2014, CN also completed a multi-year investment in Kirk Yard. Coupled with the nearly complete investment to enhance the Company's EJ&E network, CN has established a strong competitive advantage for traffic that originates, terminates or passes through Chicago, IL. CN also invested in rail infrastructure to support supply chain efficiencies for bulk commodities including grain and potash and continued to develop innovative products in a number of markets. CN continues to build a strong foundation for future growth by increasing network capacity, resilience and fluidity, seizing opportunities to extend the Company's physical footprint, investing in the training and development of the next generation of railroaders, and driving efforts that improve safety.

DEEPENING EMPLOYEE ENGAGEMENT THROUGH THE WORKFORCE

Since 2010, when Mr. Mongeau became CEO, 14,000 new employees have joined CN to replace retiring or departing employees and to support growth. In 2014 alone, CN on-boarded more than 3,900 new employees. Deepening employee engagement remains an important component of Mr. Mongeau's strategic agenda. CN is carefully recruiting the right railroaders, systematically onboarding employees, and is working diligently to retain its employees. Deepening employee engagement takes many forms, from regular quality communications to structured talent management, and careful leadership development. Two new state-of-the-art training facilities were inaugurated in 2014 and are now bringing CN to the forefront of enhanced training excellence to improve onboarding, accelerate productivity and instill a stronger safety culture.

The Company's LEAD program celebrated its first anniversary in 2014 with 1,200 employees trained, including almost all senior leaders. The LEAD program is a multi-year customized management training program aimed at building engagement, promoting trust and respect, and developing people. The Company's LINK program, aimed at accelerating the transfer of railroad knowledge and business leadership skills to key talent, graduated its third consecutive cohort in 2014. The practice of performance management discussions for all employees (management and union) was continued in 2014.

The Company also expanded a Transportation Internship program to offer unionized employees a chance to gain experience in management roles and initiated a program to attract more women in Operations. CN continued to deploy workforce planning at more micro levels to better understand internal workforce movements and predict future talent needs at various levels. A dashboard platform was also introduced in 2014 to give senior leaders access to key, up-to-date people metrics and allow for comparison between groups and territories, as well as identification of risk and problem areas to drive action.

RE-BUILDING MOMENTUM WITH KEY STAKEHOLDERS

CN has an unwavering commitment to safety and recognizes that safe operations are critical to all stakeholders: employees, customers and the communities through which we operate. CN believes that the rail industry can enhance safety by working more closely with communities. Toward that end, CN has been reaching out to municipal officials and their emergency responders along its North American rail network to review its comprehensive safety programs, to share in confidence relevant information on dangerous goods traffic, and to discuss emergency response planning and training. This initiative, under Mr. Mongeau's leadership, involves almost 1,100 communities in Canada and approximately 870 communities in the United States and supplements governmental and regulatory direction. In 2014, CN also continued to endorse regulations requiring the retrofitting or phasing-out of older model DOT-111 tank cars used to transport flammable liquids, and a reinforced standard for new tank cars built in the future. On its own initiative, CN took steps in 2014 to structure freight rates that offer its customers an incentive to acquire more robust tank cars for the transportation of crude oil that meet higher safety standards. Mr. Mongeau also announced a program to replace CN's own small fleet of legacy DOT-111 tank cars that are used to transport diesel fuel on the CN network.

In 2014, the Company's efforts in the realm of stakeholder engagement were also influenced by developments in the Canadian Grain scene. Unfortunately in 2014, the Canadian government took a step backward on the regulatory front, imposing minimum grain volume requirements on the two main railways, extending interswitching limits in three Western provinces, and re-enforcing a regulatory approach that undermines collaboration. Mr. Mongeau has taken a leading role in working to ensure a continuing, well-functioning rail transportation marketplace by discouraging burdensome regulation that threatens to increase costs, stifle innovation and potentially discourage investments that support strong, safe and resilient supply chains.

Throughout 2014, CN also continued its support of hundreds of CN railroaders in the Community who are champions in the causes they choose to support. CN donated C\$690,000 to support its employees, their families and pensioners in their volunteer efforts.

In 2014, CN received a number of awards and recognition including: recognition as a Carbon Disclosure Leader in Canada by CDP; recognition from various stakeholders, as one of the top 50 Socially Responsible Corporations by the Maclean's magazine and recognition as one of Canada's most attractive employers.

LONG-TERM INCENTIVES

PSUs and stock options are granted to the President and CEO pursuant to the Share Units Plan and the Management Long-Term Incentive Plan. Grants to the President and CEO are made on the same basis and conditions as those to the other NEOs of the Company, subject to the 20% limitation under the Management Long-Term Incentive Plan. In 2014, Mr. Mongeau received 104,490 PSUs and 180,000 stock options. The fair value of these awards is included in the Summary Compensation Table on page 56, under the Share-Based Awards and Option-Based Awards columns.

In accordance with the disclosure rules issued by the Canadian Securities Administrators, amounts paid to Mr. Mongeau are reported in the prescribed tables in Canadian dollars.

Other Named Executive Officers' Compensation

Luc Jobin,

EXECUTIVE VICE-PRESIDENT AND CHIEF FINANCIAL OFFICER

Mr. Jobin is accountable for the Company's financial management and governance, strategic planning and information technology.

Appointed CN's Executive Vice-President and Chief Financial Officer (the "CFO") in June 2009, Mr. Jobin has extensive experience as a business leader and senior executive within the consumer goods, manufacturing and investment industries.

Mr. Jobin obtained his Chartered Accountant designation from the Canadian Institute of Chartered Accountants and earned his Diploma in Public Accountancy from McGill University.

In 2014, Mr. Jobin's base salary was maintained at U.S.\$600,000 (C\$662,700) concurrent with the increase of target bonus from 70% to 80% of base salary under the AIBP. In addition, Mr. Jobin received 31,780 PSUs and 63,560 stock options, in accordance with the terms of the Share Units Plan and the Management Long-Term Incentive Plan respectively.

Mr. Jobin's performance in 2014 was assessed against individual performance objectives, including achieving key financial targets, supporting the strategic agenda, driving superior performance and intensifying employee engagement. Mr. Jobin was assessed as having partially exceeded his overall individual performance objectives. Based on the Company's financial performance, as well as on his individual assessment, Mr. Jobin received a 2014 annual bonus in the amount of U.S.\$852,000 (C\$988,405).

Jim Vena,

EXECUTIVE VICE-PRESIDENT AND CHIEF OPERATING OFFICER

Mr. Vena was accountable for the Company's North American rail operations. Appointed CN's Executive Vice-President and COO in February 2013, Mr. Vena has extensive railway experience having held successively senior positions within the Company's operating functions.

Mr. Vena joined CN in 1977 as a brakeman in Jasper, Alberta. Mr. Vena gradually took over various management positions in CN operations and marketing and led all three of CN's operating regions as Senior Vice-President, Southern Region; Senior Vice-President, Western Region; and Senior Vice-President, Eastern Region.

In 2014, Mr. Vena's base salary was maintained at U.S.\$560,000 (C\$618,520), concurrent with the increase of target bonus from 70% to 80% of base salary under the AIBP. In addition, Mr. Vena received 31,780 PSUs and 63,560 stock options, in accordance with the terms of the Share Units Plan and the Management Long-Term Incentive Plan respectively.

Mr. Vena's performance in 2014 was assessed against individual performance objectives, including service, cost control, asset utilization, safety and people. While key metrics in the areas of service, cost control and asset utilization exceeded objectives, Mr. Vena was assessed as having, on an overall basis, met his individual performance objectives in light of the Company's safety performance in 2014. Based on the Company's financial performance, as well as on his individual assessment, Mr. Vena received a 2014 annual bonus in the amount of U.S.\$761,600 (C\$883,532).

Jean-Jacques Ruest,

EXECUTIVE VICE-PRESIDENT AND CHIEF MARKETING OFFICER

Mr. Ruest was appointed CN's Executive Vice-President and Chief Marketing Officer (the "CMO") on January 1, 2010 and is responsible for providing the strategic direction and leadership for CN's sales, marketing and supply chain solutions groups.

He is a seasoned executive and has extensive marketing experience within the railway industry. Prior to joining CN, he accumulated more than 15 years of experience working for a major international chemical company.

Mr. Ruest holds a Masters in Business Administration in marketing from HEC Montréal and a Bachelor of Science degree in applied chemistry from the Université de Sherbrooke. He also completed the executive program from the University of Michigan's business school.

In 2014, Mr. Ruest's base salary was maintained at U.S.\$560,000 (C\$618,520), concurrent with the increase of target bonus from 70% to 80% of base salary under the AIBP. In addition, Mr. Ruest received 30,060 PSUs and 60,120 stock options, in accordance with the terms of the Share Units Plan and the Management Long-Term Incentive Plan respectively.

Mr. Ruest's performance in 2014 was assessed against individual performance objectives, including delivering superior growth, opening new markets, creating new products, balancing operational and service excellence and the leveraging of sales & marketing talent. Mr. Ruest was assessed as having partially exceeded his overall individual performance objectives. Based on the Company's financial performance, as well as on his individual assessment, Mr. Ruest received a 2014 annual bonus in the amount of U.S.\$795,200 (C\$922,512).

Sean Finn,

EXECUTIVE VICE-PRESIDENT CORPORATE SERVICES AND CHIEF LEGAL OFFICER

Mr. Finn was appointed Senior Vice-President, Chief Legal Officer and Corporate Secretary in December 2000 and CN's Executive Vice-President Corporate Services and Chief Legal Officer (the "CLO") in December 2008. He is responsible for a wide array of legal, government, regulatory, public affairs, risk mitigation and security matters. As Corporate Secretary, he is also responsible for CN's Corporate Governance practices.

Mr. Finn led CN's tax function and was appointed CN's Vice-President, Treasurer and Principal Tax Counsel in January 2000. Before joining the Company, he was the Managing Tax Partner for a major Montreal law firm.

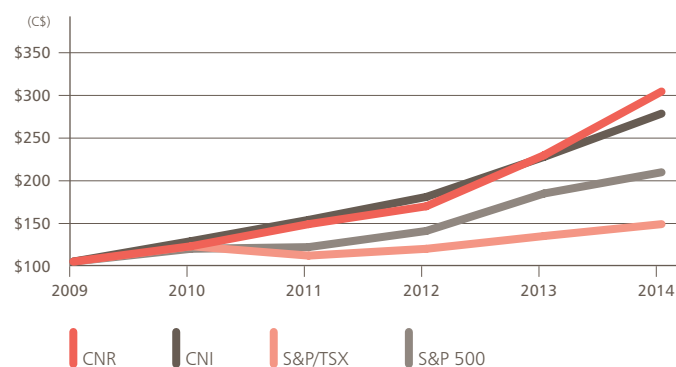
Mr. Finn graduated from the Faculty of Law of the University of Montreal, after which he was admitted to the Quebec Bar, and is a member of the Canadian and American Bar Associations. Mr. Finn has completed the Directors Education Program offered by the Institute of Corporate Directors and the Rotman School of Management, as well as the Excellence in the Boardroom Program at the Rotman School of Management, Executive Programs, University of Toronto.

In 2014, Mr. Finn's base salary was maintained at U.S.\$528,000 (C\$583,176), concurrent with the increase of target bonus from 70% to 80% of base salary under the AIBP. In addition, Mr. Finn received 25,770 PSUs and 51,540 stock options, in accordance with the terms of the Share Units Plan and the Management Long-Term Incentive Plan respectively.

Mr. Finn's performance in 2014 was assessed against individual performance objectives related to taking CN's stakeholder engagement to the highest standards, leading key strategic initiatives associated with Corporate Services, ensuring leadership and development succession for the Corporate Services function, ensuring successful corporate governance and being a trusted advisor to the President and CEO, the executive team and the Board. Mr. Finn was assessed as having met his overall individual performance objectives. Based on the Company's financial performance, as well as on his individual assessment, Mr. Finn received a 2014 annual bonus in the amount of U.S.\$718,080 (C\$833,045).

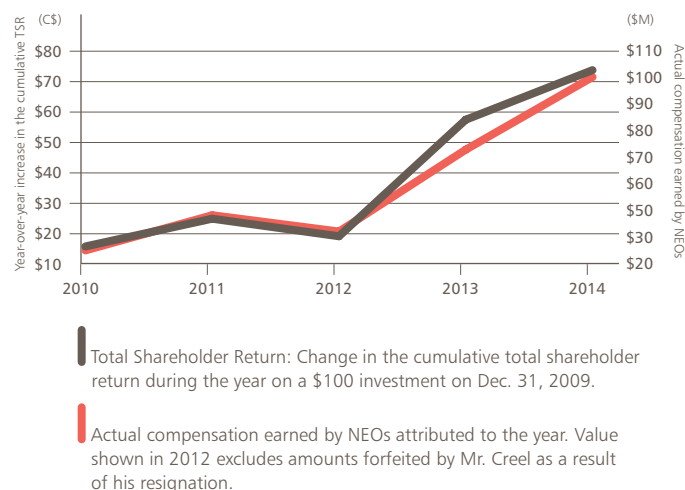
Performance Graph

The following Performance Graph illustrates the yearly cumulative total shareholder return on a \$100 investment in CN's common shares compared with the cumulative total return of the S&P/TSX and the S&P 500 Indices from the period beginning December 31, 2009 to the period ending December 31, 2014. It assumes reinvestment of all dividends during the covered period.



	DEC-09	DEC-10	DEC-11	DEC-12	DEC-13	DEC-14
CNR	\$100	\$118	\$144	\$165	\$225	\$300
CNI	\$100	\$124	\$149	\$176	\$223	\$274
S&P/TSX	\$100	\$118	\$107	\$115	\$130	\$144
S&P 500	\$100	\$115	\$117	\$136	\$180	\$205

The following graph illustrates the year-over-year increase in cumulative total shareholder return on a C\$100 investment in CN's common shares on the TSX compared with the total compensation earned by NEOs in each year of the five-year period ending on December 31, 2014, and demonstrates the close link between the two. The total compensation earned by NEOs is defined as the amount of base salary and bonus earned during the year, plus the yearly change in unrealized and realized gains from equity-based incentive plans.



Over the last five years, the three main components of compensation — base salary, annual incentive, and LTI — that were earned by all NEOs combined represented about 0.82% of the approximate C\$38 billion aggregate market capitalization increase over the same period. The Committee believes that the Company's executive compensation policy is effective and appropriately supports a strong relationship between the compensation earned by NEOs and the investment return of shareholders. Over the last five years, approximately 87% of the compensation earned by NEOs was derived from equity-based incentive plans, which demonstrates strong alignment between NEO compensation and shareholder return. Finally, over the same period, CN's total compensation as per the Summary Compensation Table increased, on average, by 3.9% per year (21.2% over five years) as a result of compensation increases and currency fluctuation (please refer to "Impact on Currency" on page 56 for more details).

2014 HIGHLIGHTS

Impact of Currency

Compensation of the NEOs has been paid in U.S. dollars since 2002 as it provides a more precise, meaningful and stable comparison basis with U.S. denominated salaries from the Class I Railroad comparator group. In 2014, the Canadian dollar declined by 8.3% against the U.S. dollar which results in an increase of approximately 9.1% of compensation values disclosed in the Summary Compensation Table.

Impact of LTI Valuation Change

In 2014, the Company changed the methodology used for LTI valuation to reinforce alignment throughout the compensation review process. As a result, the LTI value disclosed in 2014 in the Summary Compensation Table is based on Towers Watson expected life binomial methodology. In 2014, the change in LTI valuation methodology results in an increase of 11.5% of the cumulative share-based and option-based awards values disclosed in the Summary Compensation Table.

Constant Currency and LTI Valuation Comparison

On a constant currency and LTI valuation basis, the year-over-year total compensation change for the President and CEO was -2.8% vs. 13.5% as per the Summary Compensation Table below. On average, the year-over-year total compensation change for the other NEOs was -4.8% on a constant currency and LTI valuation basis compared to 9.0% as per the Summary Compensation Table below.

The following table provides guidance on year-over-year compensation increases as per the Summary Compensation Table based on a constant currency and LTI valuation basis:

	COMPENSATION CHANGE ON A CONSTANT CURRENCY AND LTI VALUATION BASIS, AS APPROVED BY THE BOARD	
	CEO	OTHER NEOs
Base Salary	4.9%	1.4% ⁽¹⁾
Long-Term Incentive	-7.9%	-6.8%
Total Compensation	-2.8%	-4.8%

(1) The increase is due to Mr. Vena's appointment as COO in February 2013.

SUMMARY COMPENSATION TABLE

The following table sets forth the annual total compensation in Canadian dollars for the NEOs, for the years ended December 31, 2014, 2013 and 2012. Fluctuation in the exchange rate affects year-over-year comparability. Please refer to page 68 for currency exchange information.

NAME AND PRINCIPAL POSITION	YEAR	SALARY (C\$)	SHARE-BASED AWARDS ⁽¹⁾⁽³⁾ (C\$)	OPTION-BASED AWARDS ⁽²⁾⁽³⁾ (C\$)	NON-EQUITY INCENTIVE PLAN COMPENSATION – ANNUAL INCENTIVE PLANS ⁽⁴⁾ (C\$)	PENSION VALUE ⁽⁵⁾ (C\$)	ALL OTHER COMPENSATION ⁽⁶⁾ (C\$)	TOTAL COMPENSATION (C\$)
Claude Mongeau President and Chief Executive Officer	2014	1,187,338	3,373,982	2,113,200	2,544,099	40,000	82,988	9,341,607
	2013	1,055,648	3,210,050	1,609,300	1,644,443	628,000	82,191	8,229,632
	2012	999,600	2,654,030	1,698,400	2,208,678	314,000	84,797	7,959,505
Luc Jobin Executive Vice-President and Chief Financial Officer	2014	662,700	1,026,176	746,194	988,405	180,833 ⁽⁸⁾	21,021	3,625,329
	2013	617,940	945,575	587,818	561,517	150,669 ⁽⁸⁾	18,694	2,882,213
	2012	574,770	902,008 ⁽⁷⁾	625,011	710,794	141,982 ⁽⁸⁾	16,591	2,971,156
Jim Vena Executive Vice-President and Chief Operating Officer	2014	618,520	1,026,176	746,194	883,532	288,000	14,734	3,577,156
	2013	546,061	980,709	554,670	518,958	2,200,000 ⁽⁹⁾	13,497	4,813,895
	2012	327,869	184,402	151,003	376,500	144,000	24,329	1,208,103
Jean-Jacques Ruest Executive Vice-President and Chief Marketing Officer	2014	618,520	970,637	705,809	922,512	195,000	17,541	3,430,019
	2013	576,744	893,255	555,293	524,083	310,000	17,233	2,876,608
	2012	539,784	718,376	588,264	667,528	174,000	18,059	2,706,011
Sean Finn Executive Vice-President Corporate Services and Chief Legal Officer	2014	583,176	832,113	605,080	833,045	182,000	15,458	3,050,872
	2013	543,787	788,070	489,905	464,652	317,000	14,846	2,618,260
	2012	512,795	651,252	533,298	634,152	137,000	16,126	2,484,623

(1) Valuation Disclosure for Share-Based Awards—Consistent with disclosure requirements, the following (a) summarizes the methodology and key assumptions used to calculate the fair value of awards at the grant date and (b) discloses the fair value used for accounting and financial reporting purposes. For 2014 share-based awards, the fair value of awards at the grant date, as shown in the Summary Compensation Table above, reflects the number of PSUs awarded multiplied by the value calculated using the Towers Watson expected life binomial methodology. This methodology was selected as it provides alignment throughout the compensation review process by using the same methodology for benchmarking, grant and disclosure purposes. The value may differ from the value reported for accounting purposes due to the differences in valuation input assumptions, as provided on page 58. For 2012 and 2013 share-based awards, the fair value of awards at the grant date, as shown in the Summary Compensation Table above, reflects the number of PSUs awarded multiplied by the accounting fair value of awards.

A summary of the 2014 valuation factors calculated using the Towers Watson expected life binomial methodology as well as under the accounting valuation methodology is presented in the following table. Detailed assumptions for both methodologies are presented on page 58.

	TOWERS WATSON EXPECTED LIFE BINOMIAL METHODOLOGY		ACCOUNTING VALUATION METHODOLOGY		VARIANCE
	2014 VALUATION FACTOR	GRANT DATE FAIR VALUE	2014 VALUATION FACTOR	GRANT DATE FAIR VALUE	TOWERS WATSON VS. ACCOUNTING
2014 – Share-Based Award	55%	C\$32.29	47.5%	C\$27.91	C\$4.38

- (2) *Valuation Disclosure for Option-Based Awards*—Consistent with disclosure requirements, the following (a) summarizes the methodology and key assumptions used to calculate the fair value of awards at the grant date and (b) discloses where the fair value used for accounting and financial reporting purposes. For 2014 option-based awards, the fair value of awards at the grant date, as shown in the Summary Compensation Table above, reflects the number of stock options awarded multiplied by the value calculated using the Towers Watson expected life binomial methodology. This methodology was selected as it provides alignment throughout the compensation review process by using the same methodology for benchmarking, grant and disclosure purposes. The value differs from the value reported for accounting purposes due to the differences in valuation input assumptions, as provided on page 58. For 2012 and 2013 option-based awards, the fair value of awards at the grant date, as shown in the Summary Compensation Table above, reflects the number of stock options awarded multiplied by the accounting fair value of awards.

A summary of the 2014 valuation factors calculated using the Towers Watson expected life binomial methodology as well as under the accounting valuation methodology is presented in the following table. Detailed assumptions for both methodologies are presented on page 58.

	TOWERS WATSON EXPECTED LIFE BINOMIAL METHODOLOGY		ACCOUNTING VALUATION METHODOLOGY		VARIANCE
	2014 VALUATION FACTOR	GRANT DATE FAIR VALUE	2014 VALUATION FACTOR	GRANT DATE FAIR VALUE	TOWERS WATSON VS. ACCOUNTING
2014 – Option-Based Award	20%	C\$11.74	18.9%	C\$11.08	C\$0.66

- (3) *LTI Valuation Comparison*—CN changed its equity valuation methodology in 2014 to reinforce alignment through its compensation review process. As a result, the LTI values disclosed in the Summary Compensation Table for 2014 are calculated using the Towers Watson expected life binomial methodology. As a result of the change in valuation methodology, comparison between 2014 share-based and option-based award values and historical values is challenging. For comparison purposes, a supplementary Summary Compensation Table for the President and Chief Executive Officer is provided below which shows the grant date fair values for share-based and option-based awards for 2012, 2013 and 2014 solely using the accounting fair value of awards.

NAME AND PRINCIPAL POSITION	YEAR	SALARY (C\$)	SHARE-BASED AWARDS (C\$)	OPTION-BASED AWARDS (C\$)	NON-EQUITY INCENTIVE PLAN COMPENSATION – ANNUAL INCENTIVE PLANS (C\$)	PENSION VALUE (C\$)	ALL OTHER COMPENSATION (C\$)	TOTAL COMPENSATION (C\$)
Claude Mongeau President and Chief Executive Officer	2014	1,187,338	2,916,316	1,994,400	2,544,099	40,000	82,988	8,765,141
	2013	1,055,648	3,210,050	1,609,300	1,644,443	628,000	82,191	8,229,632
	2012	999,600	2,654,030	1,698,400	2,208,678	314,000	84,797	7,959,505

- (4) Represents the incentive award earned under the AIBP for the applicable year. Refer to page 45 for the details of the AIBP.
- (5) Includes the compensatory value of pension benefits as reported in the “Defined Benefit Plans” and “Defined Contribution Plans” tables in the “Pension Plan Benefits” section on page 65.
- (6) Includes the value of perquisites, personal benefits and other compensation (as applicable), for example post-retirement benefits or the Employer contribution under the ESIP. Perquisites and other personal benefits that in aggregate amount to less than C\$50,000 or 10% of the total salary for any of the NEOs are not reported in this column. Details are provided in the table on page 59. Amounts for Mr. Vena include tax protection payments made on behalf of Mr. Vena for United States income taxes paid in excess of Canadian income taxes on stock options exercised in 2011 and 2012, as Mr. Vena’s duties were required to be performed in the United States. The tax protection amount paid in 2012 was C\$15,644.
- (7) Mr. Jobin’s share-based award includes 3,669 deferred share units which represent the 25% company-match awarded under the VIDP and vest over 4 years, upon the deferral of his 2011 AIBP. The grant date fair value of the award was calculated by multiplying the number of units by C\$37.82, the share price on the day of the award.
- (8) The pension plan value stated for Mr. Jobin excludes the notional investment earnings (and losses) from the Defined Contribution Supplemental Executive Retirement Plan. Refer to page 65 for details of the Defined Contribution Supplemental Executive Retirement Plans.
- (9) The increase in pension value for Mr. Vena is mostly attributable to his appointment as Executive Vice-President and Chief Operating Officer of CN on February 19, 2013, which increased his projected pensionable earnings.

Extension to Notes (1) and (2) of the Summary Compensation Table on the Calculation of Grant Date Fair Value of Awards

The fair value of the LTI awards reflects their expected value on the date of the grant. In 2012 and 2013, the expected value was calculated in accordance with Accounting Standards Codification (ASC) 718—Compensation—Stock Compensation, under U.S. Generally Accepted Accounting Principles. In 2014, the value was calculated based on Towers Watson expected life binomial methodology in an effort to align the valuation methodology used through the compensation review process for benchmarking, grant and disclosure purposes. Share-based awards represent the award of PSUs under the Share Units Plan. Option-based awards represent the award of stock options pursuant to the Management Long-Term Incentive Plan. The grant date fair value for PSUs and stock options considers the following assumptions:

SHARE-BASED AWARDS (PSUs)	2012 (JANUARY)	2013 (JANUARY)	2013 (FEBRUARY)	2014 (FEBRUARY)
Closing share price on grant date (C\$)	38.29	47.30	50.75	58.71
Risk-free interest rate over term of the award ⁽¹⁾	1.05%	1.20%	1.21%	0.25% to 0.50% based on yield curve
Expected stock price volatility over term of the award ⁽²⁾	22%	17%	17%	20%
Expected annual dividends per share (C\$)	0.75	0.86	0.86	0.86
Expected term ⁽³⁾	3 years	3 years	3 years	3 years
Resulting fair value per unit (C\$)	18.86	27.25	34.08	32.29

OPTION-BASED AWARDS	2012 (JANUARY)	2013 (JANUARY)	2013 (FEBRUARY)	2014 (FEBRUARY)
Closing share price on grant date (C\$)	38.29	47.30	50.75	58.71
Risk-free interest rate over term of the award ⁽¹⁾	1.33%	1.41%	1.48%	0.25% to 1.75% based on yield curve
Expected stock price volatility over term of the award ⁽²⁾	26%	23%	23%	26%
Expected annual dividends per share (C\$)	0.75	0.86	0.86	0.86
Expected term ⁽³⁾	5.4 years	5.4 years	5.4 years	6.25 years
Resulting fair value per stock option (C\$)	7.72	8.47	9.36	11.74

- (1) Based on the implied yield available on zero-coupon government issues with an equivalent term commensurate with the expected term of the award. The Towers Watson Expected Life Binomial model (2014) uses a yield curve for the risk-free interest rate (with different interest rates applying depending on the lattice node) rather than one particular rate.
- (2) Based on the historical volatility of the Company's stock over a period commensurate with the expected term of the award, and for option-based awards prior to 2014, also considers the implied volatility from traded options on the Company's stock.
- (3) Represents the period of time that awards are expected to be outstanding. For option-based awards, the Company uses historical data to estimate stock option exercise and employee termination. Groups of employees that have similar historical exercise behaviour are considered separately.

The share and option-based awards are sensitive to variations in accounting assumptions, in particular the risk-free interest rate and stock price volatility.

Details of “All Other Compensation” Amounts for 2014, 2013, and 2012⁽¹⁾

NAME	YEAR	PERQUISITES AND OTHER PERSONAL BENEFITS ⁽²⁾ (C\$)	OTHER COMPENSATION (C\$)	ALL OTHER COMPENSATION (TOTAL OF THE TWO PREVIOUS COLUMNS) (C\$)
Claude Mongeau	2014	Company-leased vehicle: 16,364 Financial counselling: 16,300 Healthcare benefits and life insurance: 8,402 Other perquisites: 14,148	ESIP Employer contribution: 25,174 ⁽³⁾ Post-retirement benefits: 2,600 ⁽⁴⁾	82,988
	2013	Company-leased vehicle: 16,594 Financial counselling: 15,980 Healthcare benefits and life insurance: 9,083 Other perquisites: 15,709	ESIP Employer contribution: 22,025 ⁽³⁾ Post-retirement benefits: 2,800 ⁽⁴⁾	82,191
	2012	Company-leased vehicle: 19,325 Financial counselling: 15,744 Healthcare benefits and life insurance: 9,715 Other perquisites: 14,358	ESIP Employer contribution: 21,027 ⁽³⁾ Post-retirement benefits: 4,628 ⁽⁴⁾	84,797
Luc Jobin	2014	Nil	ESIP Employer contribution: 14,621 ⁽³⁾ Post-retirement benefits: 6,400 ⁽⁴⁾	21,021
	2013	Nil	ESIP Employer contribution: 12,894 ⁽³⁾ Post-retirement benefits: 5,800 ⁽⁴⁾	18,694
	2012	Nil	ESIP Employer contribution: 12,091 ⁽³⁾ Post-retirement benefits: 4,500 ⁽⁴⁾	16,591
Jim Vena	2014	Nil	ESIP Employer contribution: 13,634 ⁽³⁾ Post-retirement benefits: 1,100 ⁽⁴⁾	14,734
	2013	Nil	ESIP Employer contribution: 10,997 ⁽³⁾ Post-retirement benefits: 2,500 ⁽⁴⁾	13,497
	2012	Nil	ESIP Employer contribution: 6,885 ⁽³⁾ Post-retirement benefits: 1,800 ⁽⁴⁾ Tax protection: 15,644 ⁽⁵⁾	24,329
Jean-Jacques Ruest	2014	Nil	ESIP Employer contribution: 13,141 ⁽³⁾ Post-retirement benefits: 4,400 ⁽⁴⁾	17,541
	2013	Nil	ESIP Employer contribution: 12,033 ⁽³⁾ Post-retirement benefits: 5,200 ⁽⁴⁾	17,233
	2012	Nil	ESIP Employer contribution: 11,355 ⁽³⁾ Post-retirement benefits: 6,704 ⁽⁴⁾	18,059
Sean Finn	2014	Nil	ESIP Employer contribution: 12,258 ⁽³⁾ Post-retirement benefits: 3,200 ⁽⁴⁾	15,458
	2013	Nil	ESIP Employer contribution: 11,346 ⁽³⁾ Post-retirement benefits: 3,500 ⁽⁴⁾	14,846
	2012	Nil	ESIP Employer contribution: 10,787 ⁽³⁾ Post-retirement benefits: 5,339 ⁽⁴⁾	16,126

- (1) This table outlines the perquisites and other compensation received by NEOs in 2012, 2013 and 2014. The amounts are calculated based on the incremental cost to the Company. CN is not providing tax gross-ups on such perquisites and the policy on the usage of the corporate aircraft is restricted to business-related purposes, save for certain exceptional circumstances.
- (2) Perquisites and other personal benefits include the use of a company-leased vehicle, parking, club membership, executive physical exam, financial counselling and tax services, and certain healthcare benefits and life insurance coverage. The incremental cost to the Company is determined by the actual cost of the company-leased vehicle (including gas and maintenance fees), parking, club membership, annual executive physical exam, financial counselling and tax services and by the cost of certain healthcare benefits and life insurance coverage in excess of that offered to salaried employees. See section “Executive Perquisites” on page 48 for more details. Perquisites and other personal benefits that amount to less than C\$50,000 (in aggregate) or 10% of total salary for any of the NEOs are reported as “Nil” in this column.
- (3) Represents the value of the Company-match under the ESIP.
- (4) Represents the service cost for post-retirement benefits, if applicable.
- (5) Amounts for Mr. Vena include tax protection payments made on behalf of Mr. Vena for United States income taxes paid in excess of Canadian income taxes on stock options exercised in 2011 and 2012, as Mr. Vena’s duties were required to be performed in the United States. The tax protection amount paid in 2012 was C\$15,644.

INCENTIVE PLAN AWARDS

Share-Based and Option-Based Awards in 2014

The following table shows information regarding grants of PSUs made to NEOs under the Share Units Plan, and grants of stock options made under the Management Long-Term Incentive Plan in 2014.

NAME	GRANT DATE	AWARD TYPE	SECURITIES, UNITS OR OTHER RIGHTS (#)	END OF PLAN PERIOD OR EXPIRY DATE	SHARE PRICE ON DATE OF GRANT (C\$)	AWARD'S GRANT DATE FAIR VALUE ⁽¹⁾ (C\$)
Claude Mongeau	February 3, 2014	PSUs ⁽²⁾	104,490	December 31, 2016	58.71	3,373,982
		Options ⁽³⁾	180,000	February 3, 2024	58.71	2,113,200
Luc Jobin	February 3, 2014	PSUs ⁽²⁾	31,780	December 31, 2016	58.71	1,026,176
		Options ⁽³⁾	63,560	February 3, 2024	58.71	746,194
Jim Vena	February 3, 2014	PSUs ⁽²⁾	31,780	December 31, 2016	58.71	1,026,176
		Options ⁽³⁾	63,560	February 3, 2024	58.71	746,194
Jean-Jacques Ruest	February 3, 2014	PSUs ⁽²⁾	30,060	December 31, 2016	58.71	970,637
		Options ⁽³⁾	60,120	February 3, 2024	58.71	705,809
Sean Finn	February 3, 2014	PSUs ⁽²⁾	25,770	December 31, 2016	58.71	832,113
		Options ⁽³⁾	51,540	February 3, 2024	58.71	605,080

(1) The grant date fair values reported for PSUs and stock options are calculated using the same assumptions as described in the extension to footnotes 1 and 2 of the Summary Compensation Table on page 56.

(2) The PSUs granted in 2014 were made under the Share Units Plan. Under this plan, the payout is subject to the attainment of average ROIC targets for the plan period that determine the applicable performance vesting factor (as an example, threshold, target, and maximum performance levels are 50%, 100% and 150% respectively). The payout is also conditional to meeting a minimum share price condition of C\$59.65 or U.S.\$56.04, as described under "Performance Share Units: 2014 Award" on page 47.

(3) The stock options granted in 2014 were made under the Management Long-Term Incentive Plan and vest over a period of four years, with 25% of the stock options vesting at each anniversary date of the award. Unexercised stock options shall expire on the tenth anniversary of the date of the award. See section "Management Long-Term Incentive Plan" on page 63 for a description of the plan.

Outstanding Share-Based Awards and Option-Based Awards

The following table shows all awards made to NEOs and outstanding on December 31, 2014.

NAME	OPTION-BASED AWARDS ⁽¹⁾					SHARE-BASED AWARDS		
	NUMBER OF SECURITIES UNDERLYING UNEXERCISED OPTIONS (#)	OPTION EXERCISE PRICE ⁽²⁾ (\$)	OPTION EXERCISE PRICE ⁽²⁾ (C\$)	OPTION EXPIRATION DATE	VALUE OF UNEXERCISED IN-THE-MONEY OPTIONS ⁽³⁾ (C\$)	NUMBER OF SHARES OR UNITS OF SHARES THAT HAVE NOT VESTED ⁽⁴⁾ (#)	MARKET OR PAYOUT VALUE OF SHARE-BASED AWARDS THAT HAVE NOT VESTED ⁽⁵⁾ (C\$)	MARKET OR PAYOUT VALUE OF VESTED SHARE-BASED AWARDS THAT HAVE NOT PAID OUT OR DISTRIBUTED ⁽⁶⁾ (C\$)
Claude Mongeau	180,000	52.93 USD	61.40	2024/02/03	65,652,368	222,290	17,770,416	49,779,246
	190,000	47.18 USD	54.73	2023/01/24				
	220,000	38.19 USD	44.30	2022/01/26				
	240,000	34.71 USD	40.26	2021/01/27				
	256,000	25.62 USD	29.72	2020/01/28				
	160,000	17.09 USD	19.82	2019/01/26				
	120,000	24.04 USD	27.89	2018/01/24				
	92,000	22.34 USD	25.91	2017/01/25				
120,000	22.46 USD	26.06	2016/01/27					
Luc Jobin	63,560	52.93 USD	61.40	2024/02/03	17,826,720	69,542	5,559,583	9,142,746
	69,400	47.18 USD	54.73	2023/01/24				
	80,960	38.19 USD	44.30	2022/01/26				
	83,840	34.71 USD	40.26	2021/01/27				
	97,400	25.62 USD	29.72	2020/01/28				
	70,000	22.19 USD	25.74	2019/06/01				
Jim Vena	63,560	52.93 USD	61.40	2024/02/03	7,498,813	62,180	4,970,824	3,729,376
	44,600	50.15 USD	58.18	2023/02/19				
	16,200	47.18 USD	54.73	2023/01/24				
	19,560	38.19 USD	44.30	2022/01/26				
	20,960	34.71 USD	40.26	2021/01/27				
	30,200	25.62 USD	29.72	2020/01/28				
	24,000	17.09 USD	19.82	2019/01/26				
	8,700	24.04 USD	27.89	2018/01/24				
Jean-Jacques Ruest	60,120	52.93 USD	61.40	2024/02/03	20,812,925	62,840	5,023,586	17,225,596
	65,560	47.18 USD	54.73	2023/01/24				
	76,200	38.19 USD	44.30	2022/01/26				
	78,600	34.71 USD	40.26	2021/01/27				
	87,400	25.62 USD	29.72	2020/01/28				
	40,000	20.96 CAD	20.96	2019/01/26				
	30,000	24.23 CAD	24.23	2018/01/24				
	33,600	26.35 CAD	26.35	2017/01/25				
	12,800	23.48 CAD	23.48	2016/06/12				
	23,200	25.81 CAD	25.81	2016/01/27				
	Sean Finn	51,540	52.93 USD	61.40				
57,840		47.18 USD	54.73	2023/01/24				
69,080		38.19 USD	44.30	2022/01/26				
73,360		34.71 USD	40.26	2021/01/27				
2,400		25.62 USD	29.72	2020/01/28				
2,100		17.09 USD	19.82	2019/01/26				

(1) Includes all stock options granted under the Management Long-Term Incentive Plan and outstanding on December 31, 2014.

(2) All stock option exercise prices shown are in Canadian dollars. Where applicable, stock option exercise prices in U.S. dollars resulting from stock option grants to NEOs made in U.S. dollars, were converted to Canadian dollars using the December 31, 2014 exchange rate of U.S.\$1.00 = C\$1.1601. The following table presents the option exercise prices that were converted to Canadian dollars:

OPTION EXPIRATION DATE	OPTION EXERCISE PRICE (U.S.\$)	OPTION EXERCISE PRICE (C\$)	OPTION EXPIRATION DATE	OPTION EXERCISE PRICE (U.S.\$)	OPTION EXERCISE PRICE (C\$)
2024/02/03	52.93	61.40	2020/01/28	25.62	29.72
2023/02/19	50.15	58.18	2019/06/01	22.19	25.74
2023/01/24	47.18	54.73	2019/01/26	17.09	19.82
2022/01/26	38.19	44.30	2018/01/24	24.04	27.89
2021/01/27	34.71	40.26	2017/01/25	22.34	25.91
			2016/01/27	22.46	26.06

(3) The value of unexercised in-the-money stock options at financial year-end for stock options granted to NEOs in Canadian dollars is the difference between the closing share price of the common shares on December 31, 2014, on the TSX (C\$80.02) and the exercise price. The value of unexercised in-the-money stock options at financial year-end for stock options granted to NEOs in U.S. dollars is the difference between the closing share price of the common shares on December 31, 2014 on the NYSE (U.S.\$68.91) converted to Canadian dollars based on the December 31, 2014 exchange rate of U.S.\$1 = C\$1.1601 (i.e. U.S.\$68.91 × 1.1601 = C\$79.94) and the exercise price converted to Canadian dollars using this same exchange rate. Please refer to Note 2 of this table for additional details. This value has not been, and may never be, realized. The actual gains, if any, will depend on the value of the common shares on the date of exercise.

- (4) Includes all PSUs outstanding on December 31, 2014 that have not vested on such date under the Share Units Plan. Payouts for these units are conditional upon meeting performance criteria and a minimum share price condition that may or may not be achieved. For Mr. Jobin, the value also includes the company-matched DSUs outstanding on December 31, 2014 (3,062 units) that have not vested on such date under the VIDP. Under the plan, company-match DSUs vest over four years, at a rate of 25% per year.
- (5) The value of outstanding share units awarded under the Share Units Plan is based on the closing price of the common shares on the TSX on December 31, 2014 (C\$80.02) assuming that the target average ROIC objective (i.e. 100%) and the minimum share price condition are met. In accordance with the plan, a performance vesting factor between 0% and 150% will apply to the awarded share units. For Mr. Jobin, the value of the company-matched DSUs awarded under the VIDP is based on the closing price of the common shares on the TSX on December 31, 2014 (C\$80.02) and is equivalent to C\$245,007.
- (6) Includes the value as at December 31, 2014 of the 2012 PSU awards granted under the Share Units Plan based on the closing price of the Company's common shares on the TSX of C\$80.02. The average ROIC for the period ending on December 31, 2014 was 16.57%, exceeding the target for the plan period. The performance vesting factor was therefore 150% and the minimum share price condition was also met. Payout for the 2012 PSU award occurred in February 2015 and was based on the average 20-day share price for the period ending January 31, 2015 (C\$81.18/U.S.\$66.86). Also includes the value as at December 31, 2014 of the DSUs that have vested under the terms of the VIDP and the Senior Executive Bonus Share Plan based on the closing share price of the Company's common shares on the TSX of C\$80.02. Units held under these deferred compensation plans are only payable upon cessation of employment (please refer to page 64 for more details on the Company's Deferred Compensation Plans). The following table provides the breakdown, for each of the NEOs, of the market value of vested share-based awards that were not paid out or distributed on December 31, 2014:

NEOs	2012 PSUs (C\$)	ACCUMULATED DSUs (C\$)	TOTAL (C\$)
Claude Mongeau	16,879,058	32,900,188	49,779,246
Luc Jobin	4,854,108	4,288,638	9,142,746
Jim Vena	1,172,756	2,556,620	3,729,376
Jean-Jacques Ruest	4,568,713	12,656,883	17,225,596
Sean Finn	4,141,820	0	4,141,820

Incentive Plan Awards – Value Vested or Earned During the Year

The following table shows the value from incentive plans vested or earned by NEOs under the Company's incentive plans, including the annual incentive bonus, PSUs, DSUs and stock options earned during the financial year ended December 31, 2014.

NAME	OPTION-BASED AWARDS – VALUE VESTED DURING THE YEAR ⁽¹⁾ (C\$)	SHARE-BASED AWARDS – VALUE VESTED DURING THE YEAR ⁽²⁾ (C\$)	NON-EQUITY INCENTIVE PLAN COMPENSATION – VALUE EARNED DURING THE YEAR ⁽³⁾ (C\$)
Claude Mongeau	4,159,288	16,879,058	2,544,099
Luc Jobin	1,531,537	5,012,797	988,405
Jim Vena	488,895	1,172,756	883,532
Jean-Jacques Ruest	1,409,128	4,568,713	922,512
Sean Finn	1,344,993	4,141,820	833,045

- (1) Represents the value of the potential gains from stock options granted under the Management Long-Term Incentive Plan in 2010, 2011, 2012 and 2013 that vested during the 2014 financial year. These grants all vest over four years, with 25% of stock options vesting on each anniversary date (see section "Management Long-Term Incentive Plan" starting on page 63 for a description of the Plan). The potential gains are calculated as the difference between the closing price of the common shares on each of the stock option grant anniversary dates in 2014 and the exercise price, converted to Canadian dollars when applicable using the exchange rate on such vesting date (see "Currency Exchange Information" on page 68). This value has not been, and may never be, realized. The actual gains, if any, will depend on the value of the common shares on the date of exercise.
- (2) Includes PSUs granted in 2012 that vested on December 31, 2014 under the Share Units Plan and, for Mr. Jobin, the 25% of the Company-matched DSUs that vested on January 31, 2014 under the VIDP. The PSU values included in the table have been calculated by multiplying the number of units granted by the performance vesting factor of 150% and by the closing price of the common shares on December 31, 2014 on the TSX (C\$80.02). As provided under the plan, the actual payout occurred in February 2015 and was based on the average 20-day share price for the period ending January 31, 2015 (C\$81.18/U.S.\$66.86).
- (3) Represents the amount of bonus earned under the AIBP for the financial year ending on December 31, 2014.

Incentive Plan Awards – Value of Exercised Stock Options and Performance Share Units Paid During the Year

The following table lists the number of shares acquired and the value realized as a result of stock options exercised by NEOs in 2014 as well as PSUs which vested on December 31, 2014. For stock options exercised, the value realized is calculated by multiplying the number of shares acquired by the difference between the exercise price and the market price of CN common shares on the exercise date.

NAME	STOCK OPTIONS		PSUs	TOTAL VALUE REALIZED (C\$)
	NUMBER OF SHARES ACQUIRED ON EXERCISE	VALUE REALIZED ON EXERCISE (C\$)	VALUE REALIZED ON DECEMBER 31, 2014 (C\$)	
Claude Mongeau	160,000	9,333,703	16,879,058	26,212,761
Luc Jobin	0	0	4,854,108	4,854,108
Jim Vena	0	0	1,172,756	1,172,756
Jean-Jacques Ruest	32,000	1,444,669	4,568,713	6,013,382
Sean Finn	98,800	4,222,923	4,141,820	8,364,743

MANAGEMENT LONG-TERM INCENTIVE PLAN

The Management Long-Term Incentive Plan was approved by the Company's shareholders on May 7, 1996 and amended on April 28, 1998, April 21, 2005, April 24, 2007, March 4, 2008 and on January 27, 2015.

Eligible participants under the Plan are employees of the Company or its affiliates as determined by the Board of Directors. Pursuant to an amendment approved by the Board of Directors on March 8, 2005, grants cannot be made to non-executive Board directors under the Plan. While they remained as participants in the Plan for previous grants, the last time non-executive Board directors received stock options was in 2002, which stock options have all expired on January 25, 2012. The maximum number of common shares that may be issued under the Plan is 120,000,000. The following table provides information on the status of the reserve and the number of shares issued and issuable under the Plan, as at December 31, 2014.

STOCK OPTIONS OUTSTANDING AND AVAILABLE FOR GRANT AS OF FEBRUARY 28, 2014

	# COMMON SHARES	% OF OUTSTANDING COMMON SHARES
Stock options already granted and outstanding	8,054,207	1.00%
Stock options issuable under the Plan	18,408,405	2.28%
Shares issued following the exercise of stock options	93,537,388	11.59%

The following table presents information concerning stock options granted under the Plan as at December 31 of the years indicated below.

	2014	2013
Number of stock options granted during the year	961,490	1,063,920
Number of employees who were granted stock options	195	199
Number of stock options outstanding at year-end	7,537,564	7,684,324
Weighted average exercise price of stock options outstanding	C\$37.37	C\$30.97
Number of stock options granted as a % of outstanding shares	0.12%	0.13%
Number of stock options exercised	1,079,870	1,448,406

The maximum number of common shares that may be issued and/or be the subject of a grant to any one participant in a particular year is 20% of the awards in that year. The maximum aggregate number of common shares, with regard to which awards may be made to any participant under the Plan and under any other plan which the Company has or may eventually have, shall not exceed 5% of the common shares issued and outstanding. The maximum number of common shares that may be issued to insiders, at any time, under all security based compensation, cannot exceed 10% of the issued and outstanding common shares. Also pursuant to the March 8, 2005 amendment, the maximum number of common shares with regard to which awards may be made during a calendar year is limited to 1% of the outstanding common shares at the beginning of that year. As demonstrated in the previous table, the number of stock options granted is well below the 1% limitation. Stock options are non-transferable except, in certain circumstances, upon the death of the holder of such stock options.

Stock Option Features

Grant Currency	Same currency as the recipient's salary
Exercise Price	At least equal to the closing share price of the common shares on the TSX or the NYSE (depending on the grant currency) on the grant date.
Term	Ten years
Vesting Criteria	<p>Stock options may become exercisable on the anniversary date ("conventional stock options") and/or upon meeting performance targets ("performance options") as established for each grant.</p> <p>Since 2005, grants have been of conventional stock options, which vest over four years, with 25% of stock options vesting on each anniversary.</p>
Termination Conditions	<p>Stock options shall be cancelled upon the termination of a participant's employment for cause or if the participant voluntarily terminates employment.</p> <p>In the event that a participant's employment is terminated by the Company other than for cause, all stock options held by such participant shall be cancelled three months after termination of the participant's employment.</p> <p>In the case of retirement, stock options are cancelled three years after the retirement date.</p> <p>In the event of a participant's death, all available stock options may be exercised by the estate within a period of twelve months.</p> <p>In the event non-compete, non-solicitation, confidentiality or other conditions of the grant are breached, stock options shall be forfeited and cancelled.</p> <p>These conditions are subject to the discretion of the Committee.</p>

At the 2007 annual meeting, shareholders approved an ordinary resolution confirming the addition of new amendment provisions to the Plan. Such amendment provisions state that the Board of Directors or the Committee, as provided in the Plan or pursuant to a specific delegation and in accordance with applicable legislation and regulations, may amend any of the provisions of the Plan or suspend or terminate the Plan or amend the terms of any then outstanding award of stock options under the Plan (the "Options") provided, however, that the Company shall obtain shareholder approval for:

- (i) any amendment to the maximum number of common shares issuable under the Plan, except for adjustments in the event that such shares are subdivided, consolidated, converted or reclassified by the Company or that any other action of a similar nature affecting such shares is taken by the Company (a "Share Adjustment");
- (ii) any amendment which would allow non-employee directors to be eligible for new awards under the Plan;
- (iii) any amendment which would permit any Option granted under the Plan to be transferable or assignable other than by will or pursuant to succession laws (estate settlements);
- (iv) the addition of a cashless exercise feature, payable in cash or common shares, which does not provide for a full deduction of the number of underlying shares from the Plan reserve;
- (v) the addition in the Plan of deferred or performance share unit provisions or any other provisions which result in participants receiving common shares while no cash consideration is received by the Company;
- (vi) any reduction in the exercise price of an Option after the Option has been granted to a participant or any cancellation of an Option and the substitution of that Option by a new Option with a reduced exercise price granted to the same participant, except in the case of a Share Adjustment;

- (vii) any extension to the term of an outstanding Option beyond the original expiry date, except in the case of an extension due to a blackout period;
- (viii) any increase to the maximum number of common shares that may be issued:
 - a. under the Plan to anyone participant during any calendar year; or
 - b. under the Plan and under any other plan to anyone participant, and
- (ix) the addition in the Plan of any form of financial assistance and any amendment to a financial assistance provision which is more favourable to participants.

No amendment, suspension or termination shall, except with the written consent or the deemed consent of the participants concerned, affect the terms and conditions of Options previously granted under the Plan, unless the rights of the participants shall then have terminated in accordance with the Plan.

On March 4, 2008, the Plan was amended to include a “double trigger provision”. Pursuant to such provisions, provided that a proper substitute is granted, the vesting of non-performance-based stock options held by a participant would not accelerate upon a Change of Control, unless the participant is terminated without cause or resigns for good reason. Please refer to “Change of Control Provisions” on page 49 for more details on such amendment.

On January 27, 2015, the Plan was amended to make certain changes to the retirement definition. Before January 27, 2015, the retirement definition of the Plan was based on the retirement definition of pension plans. All reporting and non-reporting Company insiders were subject to a retirement definition providing for a minimum retirement age of 55. The amended retirement definition maintains the retirement age at 55 and introduces a minimum continuous service condition of five (5) years to be eligible for continued vesting and exercise of stock options upon retirement. The plan amendment also provides the President and CEO with the option to waive or reduce, on an individual basis, the continuous service condition of five (5) years. The President and CEO may also reduce the retirement age condition to not lower than 55 years of age for Options granted prior to January 27, 2015.

Deferred Compensation Plans

The Voluntary Incentive Deferral Plan was introduced by the Company in 2002. This plan allows NEOs and other senior management employees to elect to defer up to 100% of their annual bonus, PSU payouts and other amounts paid under an eligible incentive plan (as approved by the Board of Directors) into deferred share units (the “DSUs”) payable in cash upon retirement or termination of employment. A DSU is equivalent to a common share of the Company and earns notional dividends, which are re-invested into additional DSUs, when cash dividends are paid on the Company’s common shares. The amount deferred is converted into a number of units at the deferral date, using the 20-day average closing share price on the deferral date. Deferral elections are made at least six months prior to the end of the performance period of the incentive plan. The maximum total amount participants can defer to DSUs is equivalent to their ownership requirement under the Stock Ownership guidelines (see section on “Stock Ownership” under “Other Key Compensation Programs of the Company” on page 48 for a detailed description). In other words, the election to receive eligible incentive payments in DSUs is not available to a participant when the market value of the participant’s vested DSU account is sufficient to meet the Company’s stock ownership guidelines.

The Company also credits a company match equal to 25% of the number of DSUs resulting from an eligible deferral. These company-matched DSUs vest over a period of four years (25% per year) from the deferral date.

The payout of the DSUs is established based on the 20-day average closing share price at the retirement or termination date and includes the vested company-matched DSUs as well as notional dividends accrued over the deferral period. A lump sum payment is made to eligible Canadian executives following their termination. For eligible U.S. tax payers, in compliance with U.S. tax regulations, payment of amounts deferred or vested after December 31, 2004 is made after a six-month waiting period as a lump sum or in monthly instalments not exceeding ten years, in accordance with the executive’s irrevocable election.

Due to its tax effectiveness and the additional match provided by the Company, this plan offers an opportunity for executives to increase their ownership in CN, linking their future returns to the share price performance. Certain executives hold DSUs in accordance with past awards made under the Senior Executive Bonus Share Rights Plan. These awards, which vested in January 2001, are payable upon their retirement or termination date. No additional awards may be made under this plan.

No modification to the nature of the deferrals under both plans can be made, unless the Board of Directors approves an amendment of the plans. In October 2014, CN modified its Voluntary Incentive Deferral Plan in order to settle future award payouts in CN common shares purchased on the open market rather than cash. The changes will affect DSU awards made in 2016 or after. Following the modification of the Voluntary Incentive Deferral Plan, executives, including NEOs and senior management employees, were offered a one-time election to settle future payouts of previously granted DSU awards in CN common shares purchased on the open market rather than cash and according to the plan terms.

EMPLOYMENT ARRANGEMENTS

President and CEO

Claude Mongeau was appointed President and CEO of the Company effective January 1, 2010. The Board of Directors, upon the recommendation of the Committee, approved, at its April 20, 2009 meeting, the terms and conditions of Mr. Mongeau’s employment. Mr. Mongeau’s employment as President and CEO is not for a fixed term; he serves at the will of the Board.

The President and CEO is eligible for the same compensation, benefit plans and programs as the other executives except for the following:

- Under the AIBP, his target payout is 120% of base salary with a payout ranging from 0% to 240%.
- Mr. Mongeau’s supplemental pension plan remains in effect, but the annual pension benefit payable under this plan upon retirement is capped at U.S.\$1,000,000. See also the “Pension Plan Benefits” section that starts on page 65.
- Mr. Mongeau is required to maintain a minimum level of stock ownership equivalent to five times his annual salary. He is also required to maintain this stock ownership level for one year following retirement.
- Mr. Mongeau is limited to participating in only one outside public company board.

Other NEOs

The Company has not entered into formal employment agreements with the other NEOs. It has only provided appointment letters setting forth general details of employment which are all described in this Information Circular.

PENSION PLAN BENEFITS

Canadian Pension Plans and Other Retirement Arrangements

CN'S PRINCIPAL PENSION PLAN ("CNPP") AND SENIOR MANAGEMENT PENSION PLAN ("SMPP")

Messrs. Mongeau, Vena, Ruest and Finn participate in the CNPP and SMPP, which are federally-registered defined benefit pension plans designed to provide retirement benefits based on pensionable years of service and highest average earnings. Highest average earnings are defined as the average pensionable earnings during the last 60 months of compensated service or the best five consecutive calendar years, whichever is greater. Under the CNPP, pensionable earnings consist of base salary and overtime. Under the SMPP, pensionable earnings include base salary, overtime, and bonuses paid by the Company under the AIBP, up to the employee's target level. In 2014, the aggregate annual retirement benefit payable under both plans is subject to a maximum of C\$2,770 per year of pensionable service and is calculated as follows:

- 1.7% of highest average earnings up to the average year's maximum pensionable earnings (the "YMPE") as defined under the Quebec/Canada Pension Plan, multiplied by the number of years of pensionable service (maximum 35 years)

plus

- 2.0% of highest average earnings in excess of the YMPE, multiplied by the number of years of pensionable service (maximum 35 years).

Under both plans, if the sum of the participant's age and years of pensionable service is at least 85 and the participant is age 55 or over at the time of retirement from active employment, the participant is eligible to receive an immediate, unreduced pension, subject to Company consent. Retirement benefits vest immediately when participation begins.

SPECIAL RETIREMENT STIPEND

Executives and senior management employees who participate in the CNPP also participate in a non-registered, supplemental executive retirement program called the Special Retirement Stipend (the "SRS"). SRS participants enter into an agreement, which includes confidentiality, non-compete and non-solicitation clauses.

Messrs. Mongeau, Vena, Ruest and Finn have each signed an SRS agreement.

The annual amount payable under the SRS equals 2% of the employee's highest average earnings in excess of the average earnings that result in the maximum pension under the CNPP and SMPP (approximately C\$145,976 in 2014), multiplied by the number of years of pensionable service (maximum 35 years).

Earnings consist of base salary and bonuses paid by the Company under the AIBP, up to the employee's target level.

If the sum of the participant's age and years of pensionable service is at least 85 and the participant is age 55 or over at the time of retirement, the participant is eligible to receive an immediate, unreduced SRS benefit, subject to the conditions set out in the agreement.

SRS benefits for employees who entered into an SRS agreement prior to July 1, 2002 vest after two years of employment. For employees who entered into an SRS agreement on or after July 1, 2002, the SRS benefits become vested only if the employee remains in active service for two years and until the age of 55. SRS retirement benefits are paid out of operating funds and secured through letters of credit.

Mr. Mongeau's annual benefit payable under the SRS shall not exceed U.S.\$1,000,000 (C\$1,160,100).

DEFINED CONTRIBUTION PENSION PLAN FOR EXECUTIVES AND SENIOR MANAGEMENT (THE "DCPP")

Mr. Jobin participates in the DCP.

The DCP is a federally-registered defined contribution pension plan that was introduced for executives and senior management employees on January 1, 2006. For non-unionized employees other than executives and senior management, a separate defined contribution plan was also introduced on the same date. Executives and senior management employees hired prior to January 1, 2006 had a one-time opportunity to either join the DCP or maintain participation in the CNPP and SMPP mentioned above. Messrs. Mongeau, Vena, Ruest and Finn elected to remain in the CNPP and SMPP. Executives and senior management employees hired on or after January 1, 2006 automatically join the DCP.

Executives participating in the DCP contribute a specific percentage of their pensionable earnings into their account and the Company contributes the same percentage, subject to the maximum contribution imposed by the *Canadian Income Tax Act* (C\$24,930 in 2014).

The contribution percentage for executives depends on age and service as follows:

POINTS (SUM OF AGE AND SERVICE)	% OF PENSIONABLE EARNINGS
Up to 39	6%
40-49	7%
50-59	8%
60 and above	9%

Pensionable earnings include base salary and bonuses payable under the AIBP up to the employee's target level. All contributions vest immediately and are invested in various investment funds as selected by the participant. No withdrawals or distributions are permitted prior to employment termination.

DEFINED CONTRIBUTION SUPPLEMENTAL EXECUTIVE RETIREMENT PLAN (THE "DC SERP")

Mr. Jobin participates in the DC SERP.

The DC SERP is a non-registered defined contribution pension plan designed to provide executives and senior management employees with retirement benefits in excess of the *Canadian Income Tax Act* limits applicable to the DCP described above. Once contributions have reached the limit prescribed by the *Canadian Income Tax Act* in the DCP in a given year, an amount equal to employer and employee contributions in excess of the limit is gradually credited by the Company to a notional account under the DC SERP. These notional contributions vest after two years of employment. Employees do not contribute to the DC SERP.

Notional contributions accrue investment credits using investment options as selected by the participant in the DCP. No withdrawals or distributions are permitted prior to employment termination.

Effective January 1, 2011, the DC SERP was amended to include certain confidentiality, non-compete, non-solicitation and other covenants as a condition of payment of retirement benefits accruing as of the effective date.

Defined Benefit Plans Table

The following amounts have been calculated using the actuarial assumptions disclosed in Note 12 — Pensions and Other Postretirement Benefits, on page 73 of the 2014 Annual Report and in Note 11 — Pensions, on page 71 of the 2013 Annual Report, available on the Company's website at www.cn.ca and on SEDAR at www.sedar.com. The amounts calculated in this table are estimates only and are based on assumptions, which may or may not materialize. Amounts shown in this table include pension benefits from the Company's defined benefit registered pension plans and non-registered supplemental pension arrangements for 2014 and are in Canadian dollars.

NAME	NUMBER OF YEARS OF CREDITED SERVICE (#)	ANNUAL BENEFITS PAYABLE		OPENING PRESENT VALUE OF DEFINED BENEFIT OBLIGATION ⁽³⁾ (C\$)	COMPENSATORY CHANGE ⁽¹⁾ (C\$)				NON-COMPENSATORY CHANGE ⁽⁴⁾ (C\$)	CLOSING PRESENT VALUE OF DEFINED BENEFIT OBLIGATION ⁽³⁾ (C\$)
		AT YEAR END (C\$)	AT AGE 65 ⁽²⁾ (C\$)		SERVICE COST	IMPACT OF SALARY/BONUS	IMPACT OF PLAN CHANGES	TOTAL		
Claude Mongeau	20.67	1,056,000	1,291,000	12,014,000	615,000	(575,000)	0	40,000	4,409,000	16,463,000
Jim Vena	35.00	563,000	792,000	8,132,000	110,000	178,000	0	288,000	2,919,000	11,339,000
Jean-Jacques Ruest	18.67	394,000	507,000	4,557,000	253,000	(58,000)	0	195,000	1,449,000	6,201,000
Sean Finn	21.00	425,000	590,000	5,056,000	248,000	(66,000)	0	182,000	1,655,000	6,893,000

- (1) The change in present value that is attributable to compensation includes the service cost net of employee contributions, the increase in earnings in excess or below what was assumed and the impact of plan changes. The service cost net of employee contributions is the estimated value of the employer portion of benefits accrued during the calendar year.
- (2) The projected pension is based on current compensation levels and assumes the executive will receive 80% of his target bonus for the years after 2014.
- (3) The present value of the defined benefit obligation is the value of the benefits accrued for all service to the specified point in time.
- (4) The change in present value that is not compensatory includes employee contributions, interest cost, changes in assumptions and gains and losses other than those resulting from a difference in earnings. The impact on the present value at the end of 2014 relating to the change in assumptions was mainly due to the decrease in the discount rate and the increase in the currency exchange rate, which increased the present value.

Defined Contribution Plans Table

The table below includes amounts from the Company's registered and non-registered defined contribution plans.

NAME	ACCUMULATED VALUE AT START OF YEAR (C\$)	COMPENSATORY AMOUNT ⁽¹⁾ (C\$)	NON-COMPENSATORY AMOUNT ⁽²⁾ (C\$)	ACCUMULATED VALUE AT YEAR END (C\$)
Luc Jobin ⁽³⁾	790,380	180,833	113,237	1,084,450

- (1) Represents employer contributions and notional contributions.
- (2) Represents employee contributions and, if any, investment gains and losses and notional investment credits and losses.
- (3) Mr. Jobin participates in the Defined Contribution Pension Plan and DC SERP.

Non-Registered Plans Table

The following table provides the total present value for CN's non-registered defined benefit and defined contribution plans. These amounts were determined using the actuarial assumptions disclosed in Note 12 — Pensions and Other Postretirement Benefits, on page 73 of the 2014 Annual Report and in Note 11 — Pensions, on page 71 of the 2013 Annual Report, available on the Company's website at www.cn.ca and on SEDAR at www.sedar.com. Amounts include the value of pension benefits for active, deferred and retired executive and senior management participants for 2014.

PLANS	OPENING PRESENT VALUE OF BENEFIT OBLIGATION (C\$)	CLOSING PRESENT VALUE OF BENEFIT OBLIGATION (C\$)
Non-Registered Defined Benefit Plans in Canada and U.S.	284,500,000	347,900,000 ⁽¹⁾
Non-Registered Defined Contribution Plans in Canada and U.S.	2,300,000	3,200,000

- (1) The increase in the present value at the end of 2014 was mainly due to benefit accruals, the decrease in the discount rate, and the increase in the currency exchange rate.

TERMINATION AND CHANGE OF CONTROL BENEFITS

The Company does not have contractual arrangements or other agreements in connection with termination, resignation, retirement, change of control or a change in responsibilities of a Named Executive Officer, other than the conditions provided in the compensation plans, and summarized as follows:

	RESIGNATION	INVOLUNTARY TERMINATION		RETIREMENT		CHANGE OF CONTROL		TERMINATION FOR CAUSE
Annual Incentive Bonus Plan	Forfeits eligibility to the plan	Entitled to a bonus based on corporate and individual performance and prorated on active service in plan year		Entitled to a bonus based on corporate and individual performance and prorated on active service in plan year (minimum of 3 months), subject to providing a 6-month notice period prior to retirement		No specific provision		Forfeits eligibility to the plan
Stock Options ⁽¹⁾	All stock options are cancelled	<p><i>Grants made before January 2009</i></p> <p>Continued vesting for three months</p> <p>Exercise of vested stock options within three months or otherwise forfeited</p>	<p><i>Grants made since January 2009</i></p> <p>Continued vesting for three months</p> <p>Exercise of vested stock options within three months or otherwise forfeited</p>	<p><i>Grants made before January 2009</i></p> <p>Continued vesting for three years</p> <p>Exercise of vested stock options within three years or otherwise forfeited</p>	<p><i>Grants made since January 2009</i></p> <p>Subject to respect of 2-year non-compete, non-solicitation and confidentiality provisions</p> <p>Continued vesting for three years</p> <p>Exercise of vested stock options within three years or otherwise forfeited</p> <p>Since 2011, the above conditions only apply if the executive remains in continuous and active service until the last day of the year in which the grant was made</p>	<p><i>Grants made prior to March 4, 2008</i></p> <p>Immediate vesting of conventional stock options</p>	<p><i>Grants made since March 4, 2008</i></p> <p>If proper substitute is granted, immediate vesting would occur only if participant is terminated without cause or resigns for good reason⁽²⁾ within two years of the Change of Control</p>	All stock options are cancelled
Performance Shares Units ⁽¹⁾	All PSUs are cancelled	<p>Partial payout if performance criteria met and prorated based on active service during the plan period</p> <p>Subject to respect of 2-year non-compete, non-solicitation and confidentiality provisions</p>		<p>Full payout if performance criteria met and if the executive remains in continuous and active service until the last day of the year in which the grant was made</p> <p>Subject to respect of 2-year non-compete, non-solicitation and confidentiality provisions</p>		<p>If proper substitute is granted, immediate vesting would occur only if participant is terminated without cause or resigns for good reason⁽²⁾ within two years of the Change in Control</p>		All PSUs are cancelled
Deferred Share Units	Payment of all vested units, including the vested company-matched DSUs	Payment of all vested units, including the vested company-matched DSUs		Payment of all vested units, including the vested company-matched DSUs		Immediate vesting of unvested company-matched DSUs		Payment of all vested units, including the vested company-matched DSUs
Registered Pension Plans	Payment of vested benefits	Payment of vested benefits		Payment of vested benefits		Payment of vested benefits		Payment of vested benefits
Non-Registered Pension Plans and Arrangements ⁽¹⁾	Payment of vested benefits	Payment of vested benefits		Payment of vested benefits		Payment of vested benefits		Payment of vested benefits, except for SRS benefits which are forfeited

(1) In the event of resignation, involuntary termination, retirement or change of control, the payment of awards or vested benefits is subject to certain non-compete, non-solicitation, non-disclosure of confidential information and other restrictive provisions as per the respective plan rules and arrangements.

(2) A resignation for good reason may take place only during the twenty-four months following a change of control if (i) the executive is required to relocate his or her office or home base to a location that is outside a 100 kilometer radius of his or her office or home base immediately prior to the change of control or (ii) the executive is assigned a set of responsibilities and/or the employment or continued employment of the executive on terms and conditions that are not the substantial equivalent of such executive's set of responsibilities and/or terms and conditions of employment in effect immediately prior to the change of control.

Severance entitlement payable to the NEOs would generally be determined in accordance with applicable legal requirements.

Involuntary Termination

In the event of an involuntary termination, an NEO would receive a severance amount generally in line with applicable legal requirements. No incremental amounts would be payable. Share-based awards, option-based awards and other benefits will be treated as per the terms of the plans under which they were granted, as described in the summary Termination and Change of Control Benefits table on page 67.

Retirement

On December 31, 2014, Mr. Vena was eligible for retirement with unreduced retirement benefits. Messrs. Ruest and Finn were also eligible for retirement but did not have sufficient service for unreduced retirement benefits. Had Messrs. Vena, Ruest and Finn retired on December 31, 2014, no incremental amounts would be payable. Share-based awards, option-based awards and other benefits will be treated as per the terms of the plans under which they were granted, as described in the summary Termination and Change of Control Benefits table on page 67.

Change of Control

The following table shows the incremental benefits that NEOs would have been entitled to had there been a change of control on December 31, 2014.

CHANGE OF CONTROL

NAME	SHARE UNITS PLAN ⁽¹⁾ (C\$)	STOCK OPTIONS (C\$)	DEFERRED SHARE UNITS ⁽²⁾ (C\$)	TOTAL (C\$)
Claude Mongeau	0	0	0	0
Luc Jobin	0	0	245,007	245,007
Jim Vena	0	0	0	0
Jean-Jacques Ruest	0	0	0	0
Sean Finn	0	0	0	0

(1) An NEO would be eligible for immediate vesting only if no proper substitute is granted, or if the executive is terminated without cause or resigns for good reason within two years of the change of control.

(2) An NEO would be eligible for immediate vesting of the unvested company-matched deferred share units allocated to an executive following the deferral of compensation in previous years (see section "Deferred Compensation Plans" on page 64 for a description of the Voluntary Incentive Deferral Plan). The value shown is equal to the number of deferred share units that would vest multiplied by the closing share price of common shares on December 31, 2014 (C\$80.02).

CURRENCY EXCHANGE INFORMATION

Compensation disclosed in the section "Statement of Executive Compensation" that is paid in U.S. dollars was converted to Canadian dollars using the following currency exchange rates:

	EXCHANGE RATE USED	ACTUAL RATE U.S.\$1 = C\$X	
Salary	Average rate during the year	2014:	1.1045
All other compensation		2013:	1.0299
		2012:	0.9996
Annual incentive bonus plan	When bonus is earned (i.e. December 31)	December 31, 2014:	1.1601
		December 31, 2013:	1.0636
		December 31, 2012:	0.9949
Pension value	December 31	December 31, 2014:	1.1601
Value of unexercised in-the-money options		December 31, 2013:	1.0636
Market value of share-based awards that have not vested		December 31, 2012:	0.9949
Non-equity incentive plan compensation – Value earned during the year			
Termination scenarios – incremental costs			
Option-based awards – Value vested during the year	Actual vesting date of the grants made on:	February 19, 2014:	1.1082
		February 19, 2013:	1.1073
		January 24, 2013:	1.1073
		January 26, 2012:	1.1112
		January 27, 2011:	1.1156
		January 28, 2010:	

OTHER INFORMATION

SECURITIES AUTHORIZED FOR ISSUANCE UNDER EQUITY COMPENSATION PLANS

The table below indicates, as at December 31, 2014, certain information with respect to the Company's management Long-Term Incentive Plan.

PLAN CATEGORY	NUMBER OF SECURITIES TO BE ISSUED UPON EXERCISE OF OUTSTANDING OPTIONS, WARRANTS AND RIGHTS	WEIGHTED AVERAGE EXERCISE PRICE OF OUTSTANDING OPTIONS, WARRANTS AND RIGHTS (C\$)	NUMBER OF SECURITIES REMAINING AVAILABLE FOR FUTURE ISSUANCE UNDER EQUITY COMPENSATION PLANS (EXCLUDING SECURITIES REFLECTED IN THE FIRST COLUMN)
Equity compensation plans approved by securityholders	7,537,564	37.37	19,242,358
Equity compensation plans not approved by securityholders	Nil	Nil	Nil
Total	7,537,564	37.37	19,242,358

INDEBTEDNESS OF DIRECTORS AND EXECUTIVE OFFICERS

As of February 27, 2015, there was no outstanding indebtedness of current and former directors or officers of the Company and its subsidiaries, whether entered into in connection with the purchase of common shares of the Company or otherwise.

INTEREST OF INFORMED PERSONS AND OTHERS IN MATERIAL TRANSACTIONS

The management of the Company is not aware of any material interest, direct or indirect, of any informed person of the Company, any proposed director or any associate or affiliate of any informed person or proposed director in any transaction since the commencement of the Company's most recently completed financial year, or in any proposed transaction, that has materially affected or would materially affect the Company or any of its affiliates or subsidiaries.

SHAREHOLDER PROPOSALS

Shareholder proposals to be considered at the 2016 annual meeting of shareholders must be received at the head office of the Company no later than December 11, 2015, to be included in the Information Circular for such annual meeting.

AVAILABILITY OF DOCUMENTS

The Company is a reporting issuer in Canada and the United States and is required to file various documents, including an annual information form and financial statements. Financial information is provided in the Company's comparative financial statements and Management's Discussion and Analysis for its most recently completed financial year. Copies of these documents and additional information relating to the Company are available on SEDAR at www.sedar.com and on EDGAR at www.sec.gov, or may be obtained on request from the Corporate Secretary of the Company by calling (514) 399-7091 or Investor Relations at (514) 399-0052.

APPROVAL

The Board of Directors of the Company has approved the contents of this Information Circular and its sending to the shareholders.



Sean Finn
*Executive Vice-President
Corporate Services and Chief Legal Officer
and Corporate Secretary*

March 10, 2015

SCHEDULE "A" – MANDATE OF THE BOARD

The Board has clearly delineated its role and the role of management. The role of the Board is to supervise the management of CN's business and affairs, with the objective of increasing shareholder value. Management's role is to conduct the day-to-day operations in a way that will meet this objective.

The Board approves all matters expressly required herein, under the *Canada Business Corporations Act* and other applicable legislation and CN's Articles and By-laws. The Board may assign to Board committees the prior review of any issues it is responsible for, or as required by applicable laws. Board committee recommendations are generally subject to Board approval. The Board has delegated the approval of certain matters to management pursuant to its Standing Resolutions on Delegation of Authority, as amended from time to time.

Meetings of the Board are held at least nine times a year and as necessary. As part of its stewardship responsibility, the Board advises management on significant business issues and has the following responsibilities:

A. APPROVING CN'S STRATEGY

- adopting a strategic planning process, approving and reviewing, on at least an annual basis, a business plan and a strategic framework which take into account, among other things, the opportunities and risks of the business, and monitoring the implementation of the business plan by management.

B. ASSESSING AND OVERSEEING THE SUCCESSION PLANNING OF EXECUTIVE MANAGEMENT

- Appointing executive management and monitoring the President and Chief Executive Officer (the "President and CEO") and executive management performance taking into consideration Board expectations and fixed objectives, approving the President and CEO's corporate goals and objectives and approving annually the President and CEO and executive management compensation;
- ensuring that an appropriate portion of the President and CEO and executive management compensation is tied to both the short- and longer-term performance of CN; and
- taking all reasonable steps to ensure that processes are in place for the recruitment, training, development and retention of executives who exhibit the highest standards of integrity as well as competence.

C. MONITORING CORPORATE GOVERNANCE ISSUES AND BOARD RENEWAL

- monitoring the size and composition of the Board to favour effective decision-making;
- taking all reasonable measures to satisfy itself as to the integrity of management and that management creates a culture of integrity throughout CN;
- monitoring and reviewing, as appropriate, CN's approach to governance issues and monitoring and reviewing, as appropriate, CN's Corporate Governance Manual and policies and measures for receiving shareholder feedback;
- taking all reasonable steps to ensure the highest quality of ethical standards, including reviewing, on a regular basis, the Code of Business Conduct applicable to CN's directors, its President and CEO, senior financial officers, other executives and employees, monitoring compliance with such code, approving any waiver from compliance with the code for directors and executive officers and ensuring appropriate disclosure of any such waiver;
- ensuring the regular performance assessment of the Board, Board committees, Board and committee chairs and individual directors and determining their remuneration;
- approving the list of Board nominees for election by shareholders and filling Board vacancies;
- adopting and reviewing orientation and continuing education programs for directors;
- overseeing the disclosure of a method for interested parties to communicate directly with the Board Chair or with the non-management directors as a group; and
- ensuring a Board succession and renewal plan is in place.

D. MONITORING FINANCIAL MATTERS AND INTERNAL CONTROLS

- monitoring the quality and integrity of CN's accounting and financial reporting systems, disclosure controls and procedures, internal controls and management information systems, including by overseeing:
 - (i) the integrity and quality of CN's financial statements and other financial information and the appropriateness of their disclosure;
 - (ii) the review of the Audit Committee on external auditors' independence and qualifications;
 - (iii) the performance of CN's internal audit function and of CN's external auditors; and
 - (iv) CN's compliance with applicable legal and regulatory requirements (including those related to environment, safety and security);
- ensuring that an appropriate risk assessment process is in place to identify, assess and manage the principal risks of CN's business and financial strategy; and
- adopting communications and disclosure policies and monitoring CN's investor relations programs.

E. MONITORING PENSION FUND MATTERS

- monitoring and reviewing, as appropriate, CN's pension fund policies and practices, including the investment policies of the Canadian National Railway Pension Trust Funds or any other pension trust fund established in connection with a new pension plan or any other pension plan offered or administered by CN (the "CN's Pension Trust Funds"); and
- approving the annual budget of the Investment Division of CN's Pension Trust Funds.

F. MONITORING ENVIRONMENTAL, SAFETY AND SECURITY MATTERS

- monitoring and reviewing, as appropriate, CN's environmental, safety and security policies and practices.

The non-executive Board members meet before or after every Board meeting without the presence of management and under the chairmanship of the Board Chair. If such group includes directors who are not Independent, an executive session including only independent directors is held regularly.

Board members are expected to demonstrate a high level of professionalism in discharging their responsibilities. They are expected to attend the meetings of the Board and of the Board committees on which they sit and to rigorously prepare for and actively participate in such meetings. They should review all meeting materials in advance. They are also expected to be available to provide advice and counsel to the President and CEO or other corporate officers of CN upon request.

The Board annually reviews the adequacy of its mandate.

SCHEDULE "B" – REPORTS OF THE COMMITTEES

The following are reports of each Board committee as of December 31, 2014. These reports provide details on the activities of each committee but are not meant to be exhaustive.

REPORT OF THE AUDIT COMMITTEE

MEMBERS

D.J. Carty (Chair), G.D. Giffin, D. Losier, J.E. O'Connor, R.L. Phillips, L. Stein

2014 HIGHLIGHTS

In 2014, the Audit Committee, in accordance with its mandate:

FINANCIAL INFORMATION

- reviewed and approved the 2013 annual and 2014 quarterly results, Management's Discussion and Analysis and the earnings press releases of the Company;
- reviewed the independent auditors' reports of the external auditors on the consolidated financial statements of the Company, as well as the internal controls over financial reporting;
- reviewed financial information contained in the 2013 Annual Information Form, the 2013 Form 40-F and other reports requiring Board approval;
- reviewed and approved Audit Committee Report and other information appearing in the 2014 Management Information Circular;
- reviewed analysis and communications materials prepared by management, the internal auditors or external auditors setting forth any significant financial reporting issues;
- reviewed the compliance of management's certification of financial reports with applicable legislation;
- reviewed, with the external auditors and management, the quality, appropriateness and disclosure of the Company's critical accounting principles and policies, underlying assumptions and reporting practices, and any proposed changes thereto;

- reviewed judgments made in connection with the preparation of the financial statements, if any, including analyses of the effect of alternative generally accepted accounting principles and/or methods;
- reviewed financial statements for CN's pension plans with the independent auditors and responsible officers;
- reviewed with external auditors and management, changes in accounting for CN's pension plans and other post employment benefits; and
- held *in camera* meetings with management.

INTERNAL AUDITORS

- reviewed and approved the internal audit plan;
- monitored the internal audit function's performance, its responsibilities, staffing, budget and the compensation of its members; and
- held *in camera* meetings with the Chief, Internal Audit.

EXTERNAL AUDITORS

- reviewed and approved the results of the external audit;
- recommended to the Board the appointment and terms of engagement of the Company's external auditors;
- evaluated, remunerated and monitored the qualifications, performance and independence of the external auditors;
- discussed, approved and oversaw the disclosure of all audit, review and attest services provided by the external auditors;
- determined which non-audit services the external auditors are prohibited from providing, and pre-approved and oversaw the disclosure of permitted non-audit services by the external auditors to the Company, in accordance with applicable laws and regulations;
- reviewed the formal statement from the external auditors confirming their independence and reviewed hiring policies for employees or former employees of the Company's external auditors;
- reviewed the external auditors observations on Capital; and
- held *in camera* meetings with external auditors.

RISK MANAGEMENT

- reviewed the Company's risk assessment and risk management policies including information technology risk management, and Business Interruption management; and
- assisted the Board with the oversight of the Company's compliance with applicable legal and regulatory requirements.

INTERNAL CONTROL

- received management's report assessing the adequacy and effectiveness of the Company's disclosure controls and procedures and systems of internal control;
- reviewed procedures established for the receipt, retention and treatment of complaints received by the Company regarding accounting, internal accounting controls or auditing matters or employee concerns regarding accounting or auditing matters;
- reviewed minutes of the Corporate Disclosure Committee; and
- reviewed project management processes and controls.

COMMITTEE PERFORMANCE

- reviewed the processes in place to evaluate the performance of the Audit Committee; and
- reviewed and approved a forward-looking agenda for the committee.

OTHER

- made recommendations to the Board with respect to the declaration of dividends; and
- monitored the tax affairs of the Company.

Submitted by the members of the Audit Committee.

REPORT OF THE FINANCE COMMITTEE

MEMBERS

A.C. Baillie (Chair), E.E. Holiday, V.M. Kempston Darkes, E.C. Lumley, K.G. Lynch, J.E. O'Connor, L. Stein

2014 HIGHLIGHTS

In 2014, the Finance Committee, in accordance with its mandate:

FINANCIAL POLICIES

- provided oversight with respect to CN's capital structure, cash flows and key financial ratios;
- made recommendations to the Board with respect to the Company's financial policies and financial matters affecting the Company;
- reviewed policies with respect to distributions to shareholders, including policies on dividends, and policies regarding financial hedging, short-term investment and credit; and
- reviewed the Company's credit ratings and monitored the Company's activities with respect to credit rating agencies.

FINANCING

- reviewed the Company's liquidity position, including the Company's capital expenditures, capital structure, short-term investments and credit facilities;
- reviewed Treasury and transactional activities;
- reviewed prospectuses, offering memoranda and other documents, as well as reviewed and recommended two public offerings, the first, CN's first Canadian debt offering, consisting of one tranche of C\$250 million 2.75% Notes due 2021 and the second, a public two-tranche debt offering of U.S.\$600 million, comprised of U.S.\$250 million Floating Rate Notes due 2017, and U.S.\$350 million 2.95% Notes due 2024; and
- reviewed and recommended the extension of CN's Revolving Credit facility and Letter of Credit facilities.

FINANCIAL ACTIVITIES

- recommended decisions related to indebtedness of the Company, as well as loans, guarantees or extension of credit;
- reviewed and recommended the share repurchase program and related progress reports;
- reviewed and recommended significant increase of CN's Capital Budget;
- reviewed, recommended and monitored significant capital and other expenditures, such as capacity improvements in the Winnipeg-Edmonton and Winnipeg-Chicago corridors, material purchases of products and services, as well as projected and actual returns from investments;
- reviewed the Company's Locomotive Acquisition Plan;
- oversaw post-completion audits of significant capital projects approved by the Board and post-completion audits carried out by the internal auditors or the external auditors, and reviewed their reports; and
- reviewed and recommended to the Board the sale of a portion of the Guelph Subdivision to Metrolinx and the Deux-Montagnes Subdivision to AMT.

COMMITTEE PERFORMANCE

- reviewed the processes in place to evaluate the performance of the Finance Committee;
- assessed the adequacy of the Finance Committee's Charter and made a report thereon to the Board; and
- reviewed and approved a forward-looking agenda for the committee.

OTHER

- benchmarked quarterly results to those of other major railways.

Submitted by the members of the Finance Committee.

REPORT OF THE CORPORATE GOVERNANCE AND NOMINATING COMMITTEE

MEMBERS

D. Losier (Chair), D.J. Carty, E.E. Holiday, V. M. Kempston Darkes, K.G. Lynch, R. Pace, R.L. Phillips

2014 HIGHLIGHTS

In 2014, the Corporate Governance and Nominating Committee, in accordance with its mandate:

COMPOSITION OF THE BOARD AND ITS COMMITTEES

- reviewed the size and composition of the Board and assisted the Board in determining Board Committee size, composition and mandate;
- reviewed directors' independence and financial literacy;
- reviewed criteria for selecting directors and assessed the competencies and skills of the Board members in relation to the Company's circumstances and needs;
- identified candidates qualified to become Board members, and recommended director nominees for the next annual meeting of shareholders; and
- reviewed director succession and board renewal in light of upcoming director retirements and evergreen list.

PERFORMANCE OF THE BOARD AND ITS COMMITTEES

- reviewed the performance of the Board, Board Committees, Board and Committee Chairs and Board members, including reviewing the Board, Committee, peer and Chair evaluation process and the development of Management Information Circular questionnaires.

DIRECTOR COMPENSATION

- reviewed the compensation of Board members against peer compensation;
- in January 2015, recommended to the Board changes to the remuneration of the Board Chair, the Committee Chairs and non-executive directors to move compensation to a "flat-fee" structure; and
- in January 2015, recommended to the Board ownership guidelines beyond board tenure.

CONTINUING EDUCATION FOR DIRECTORS

- monitored and reviewed the Company's orientation and continuing education programs for directors.

CORPORATE GOVERNANCE INITIATIVES

- reviewed and recommended changes to the Company's corporate governance guidelines and monitored disclosure of corporate governance guidelines in accordance with applicable rules and regulations;
- led the annual review of the Company's Corporate Governance Manual, including recommending to the Board an update to include recent best practices;
- reviewed, monitored and oversaw compliance with CN's Code of Business Conduct;
- reviewed adherence to, and updated the Company's Aircraft Utilization Policy;
- monitored developments, proposed rule changes and changes to securities laws, disclosure and other regulatory requirements;
- reviewed the 2014 Management Information Circular;
- reviewed the 2013 Annual Report;
- reviewed Annual Report of CN's Ombudsman;
- recommended to the Board a date and location for the Annual Meeting;

- monitored the Company's Corporate Disclosure and Communications Policy and the Investor Relations Program and reviewed feedback from shareholders and shareholder associations;
- assisted the Board with the oversight of the Company's corporate governance and monitored legal & regulatory requirements, as well as best practices; and
- in March 2015, reviewed and recommended to the Board the adoption of the policy regarding diversity on the CN Board of Directors.

COMMITTEE PERFORMANCE

- reviewed the processes in place to evaluate the performance of the Corporate Governance and Nominating Committee;
- reviewed and approved a forward-looking agenda for the Committee; and
- retained the services of independent compensation advisors to help carry its responsibilities and approved appropriate fees for such services.

Submitted by the members of the Corporate Governance and Nominating Committee.

REPORT OF THE HUMAN RESOURCES AND COMPENSATION COMMITTEE

MEMBERS

G.D. Giffin (Chair), A.C. Baillie, D.J. Carty, E.E. Holiday, V.M. Kempston Darkes, D. Losier, E.C. Lumley, K.G. Lynch, J.E. O'Connor, R. Pace, R.L. Phillips, L. Stein

2014 HIGHLIGHTS

In 2014, the Human Resources and Compensation Committee, in accordance with its mandate:

SUCCESSION PLANNING

- reviewed the mechanisms in place regarding succession planning for executive management positions, including that of the President and CEO;
- reviewed the leadership team assessment, including in-depth functional talent reviews; and
- reviewed the succession plan for management put into place by the President and CEO, including processes to identify, develop and retain the talent of outstanding officers.

PRESIDENT AND CEO COMPENSATION

- reviewed corporate goals and objectives relevant to the President and CEO, evaluated his mid-year and annual performance based on those goals and objectives and recommended compensation based on this evaluation, for approval by the Independent Board members; and
- developed 2014 performance objectives in conjunction with the President and CEO.

APPOINTMENT OF EXECUTIVE MANAGEMENT

- recommended the appointment of executive management and approved the terms and conditions of their appointment and termination or retirement.

EXECUTIVE COMPENSATION

- reviewed the validity of the Company's benchmark group used in determining the compensation of executives;
- reviewed the evaluation of executive management's performance and recommended to the Board executive management's compensation;
- examined and reviewed each element of executive compensation and reported on compensation practices;
- monitored any potential risks that could arise from CN's compensation programs and practices, while ensuring proper risk identification and mitigation practices were in place;
- reviewed performance of NEOs and the Company's annual performance as measured under the AIBP;
- closely monitored bonus outlook, as well as PSU vesting outlook; and
- reviewed and recommended proposed 2014 bonus targets and performance targets related to PSUs.

EXECUTIVE COMPENSATION DISCLOSURE

- produced for review and approval by the Board a report on executive compensation for inclusion in the 2014 Management Information Circular.

COMPENSATION PHILOSOPHY

- monitored the compensation philosophy and policy that rewards the creation of shareholder value and reflects the appropriate balance between the short- and longer-term performance of the Company; and
- monitored the Company policy relating to the positioning of total direct compensation for executives.

PENSION PLANS

- reviewed and monitored the financial position of CN's pension plans; and
- reviewed and recommended Pension Plan amendments.

HUMAN RESOURCES INITIATIVES

- reviewed changes to the long-term incentive plan design;
- reviewed settlement method for PSUs and DSUs to equity-settlement;
- closely monitored the labour negotiation process;
- monitored pension and strategic labour and social issues;
- reviewed and discussed strategies for hiring, training, engaging, and developing talent; and
- reviewed and discussed strategies for workforce planning.

COMMITTEE PERFORMANCE

- reviewed the processes in place to evaluate the performance of the Human Resources and Compensation Committee;
- reviewed and approved a forward-looking agenda for the Committee;
- retained the service of independent compensation advisors to help it carry its responsibilities and approved appropriate fees for such services; and
- recommended amendments to the Human Resources and Compensation Committee Charter.

Submitted by the members of the Human Resources and Compensation Committee.

REPORT OF THE ENVIRONMENT, SAFETY AND SECURITY COMMITTEE

MEMBERS

V.M. Kempston Darkes (Chair), D.J. Carty, K.G. Lynch, J.E. O'Connor, R. Pace, R.L. Phillips, L. Stein

2014 HIGHLIGHTS

In 2014, the Environment, Safety and Security Committee, in accordance with its mandate:

ENVIRONMENTAL, HEALTH AND SAFETY AUDITS

- oversaw the development and implementation of environmental, safety and security policies, procedures and guidelines;
- reviewed environmental, health and safety audits and assessments of compliance, taking all reasonable steps to ensure that the Company is exercising due diligence;
- reviewed progress of Sustainability Action Plan;
- reviewed the Company's business plan to ascertain that environmental, safety and security issues are taken into consideration;
- ensured appropriate employee training standards and communications are developed and implemented; and
- reviewed all significant safety and security matters.

ACCOUNTING ACCRUAL

- monitored accounting accrual for environmental costs in conjunction with the Audit Committee.

ENVIRONMENTAL INVESTIGATIONS AND JUDGMENTS

- reviewed reports in respect of all notices, complaints, investigations and proceedings by governmental authorities, and all judgments and orders in respect of environmental, safety and security matters.

OTHER

- reviewed Canadian and U.S. environmental and safety, legal and regulatory developments of importance to the Company;
- monitored results from various security initiatives and use of technology in risk mitigation; and
- reviewed industry safety and security matters related to crude oil rail transportation.

COMMITTEE PERFORMANCE

- reviewed the processes in place to evaluate the performance of the Environment, Safety and Security Committee.

Submitted by the members of the Environment, Safety and Security Committee.

REPORT OF THE STRATEGIC PLANNING COMMITTEE

MEMBERS

J.E. O'Connor (Chair), A.C. Baillie, D.J. Carty, G.D. Giffin, E.E. Holiday, V.M. Kempston Darkes, D. Losier, K.G. Lynch, E.C. Lumley, C. Mongeau, R. Pace, R.L. Phillips, L. Stein

2014 HIGHLIGHTS

In 2014, the Strategic Planning Committee, in accordance with its mandate:

STRATEGIC DIRECTION

- focused on financial and strategic issues, including the review of key assumptions underlying the business plan;
- reviewed and approved the Company's strategic direction, including its 2015-2017 business plan and 2015 capital budget; and
- obtained regular briefings and presentations on strategic and financial issues.

COMMITTEE PERFORMANCE

- reviewed the processes in place to evaluate the performance of the Strategic Planning Committee.

Submitted by the members of the Strategic Planning Committee.

REPORT OF THE INVESTMENT COMMITTEE OF CN'S PENSION TRUST FUNDS

MEMBERS

E.C. Lumley (Chair), A.C. Baillie, G.D. Giffin, E.E. Holiday, D. Losier

2014 HIGHLIGHTS

In 2014, the Investment Committee of CN's Pension Trust Funds, in accordance with its mandate:

INVESTMENT DIVISION

- reviewed the activities of the CN Investment Division and advised the Investment Division on investment of assets of CN's Pension Trust Funds in accordance with applicable policies and procedures;
- reviewed and approved the Statement of Investment Policies and Procedures for CN's pension plans;
- reviewed and approved the Investment Strategy of the CN Investment Division;
- reviewed and approved the CN Investment Incentive Plan and any award payouts thereunder; and
- reviewed and approved the annual budget of the CN Investment Division and the CN Investment Incentive Plan.

COMMITTEE PERFORMANCE

- reviewed the processes in place to evaluate the performance of the Investment Committee of CN's Pension Trust Funds.

Submitted by the members of the Investment Committee of CN's Pension Trust Funds.

REPORT OF THE DONATIONS AND SPONSORSHIPS COMMITTEE

MEMBERS

C. Mongeau (Chair), G.D. Giffin, R. Pace

2014 HIGHLIGHTS

In 2014, the Donations and Sponsorships Committee, in accordance with its mandate:

DONATIONS AND SPONSORSHIP STRATEGY

- reviewed and approved the general donations and sponsorships strategy and goals of the Company;
- reviewed and approved the 2014 budget for donations and sponsorships; and
- reviewed the CN Stronger Communities Fund Guidelines.

DONATIONS AND SPONSORSHIP REQUESTS

- reviewed donation requests and approved selected donations by the Company, including those having a total cost of more than \$100,000;
- recommended to the Board for approval sponsorships by the Company, including those having a total cost of more than \$500,000; and
- reviewed reports from the Vice-President, Public and Government Affairs concerning sponsorships having a total cost of more than \$50,000 and donations of more than \$100,000 and on other matters.

COMMITTEE PERFORMANCE

- reviewed committee mandate and processes in place to evaluate the performance of the Donations and Sponsorships Committee.

Submitted by the members of the Donations and Sponsorships Committee.



The Forest Stewardship Council® (FSC®) is an international certification and labeling system for products that come from responsibly managed forests, and verified recycled sources. Under FSC certification, forests are certified against a set of strict environmental and social standards, and fibre from certified forests is tracked all the way to the consumer through the chain of custody-certification system.

CN shows its concern for protecting the environment through the use of FSC-certified paper.

Printed in Canada